



# Orion Investor Presentation

Updated on 28 July 2015

# Forward-looking statements

This presentation contains forward-looking statements which involve risks and uncertainty factors. These statements are not based on historical facts but relate to the Company's future activities and performance. They include statements about future strategies and anticipated benefits of these strategies.

These statements are subject to risks and uncertainties. Actual results may differ substantially from those stated in any forward-looking statement. This is due to a number of factors, including the possibility that Orion may decide not to implement these strategies and the possibility that the anticipated benefits of implemented strategies are not achieved. Orion assumes no obligation to update or revise any information included in this presentation.

# Contents

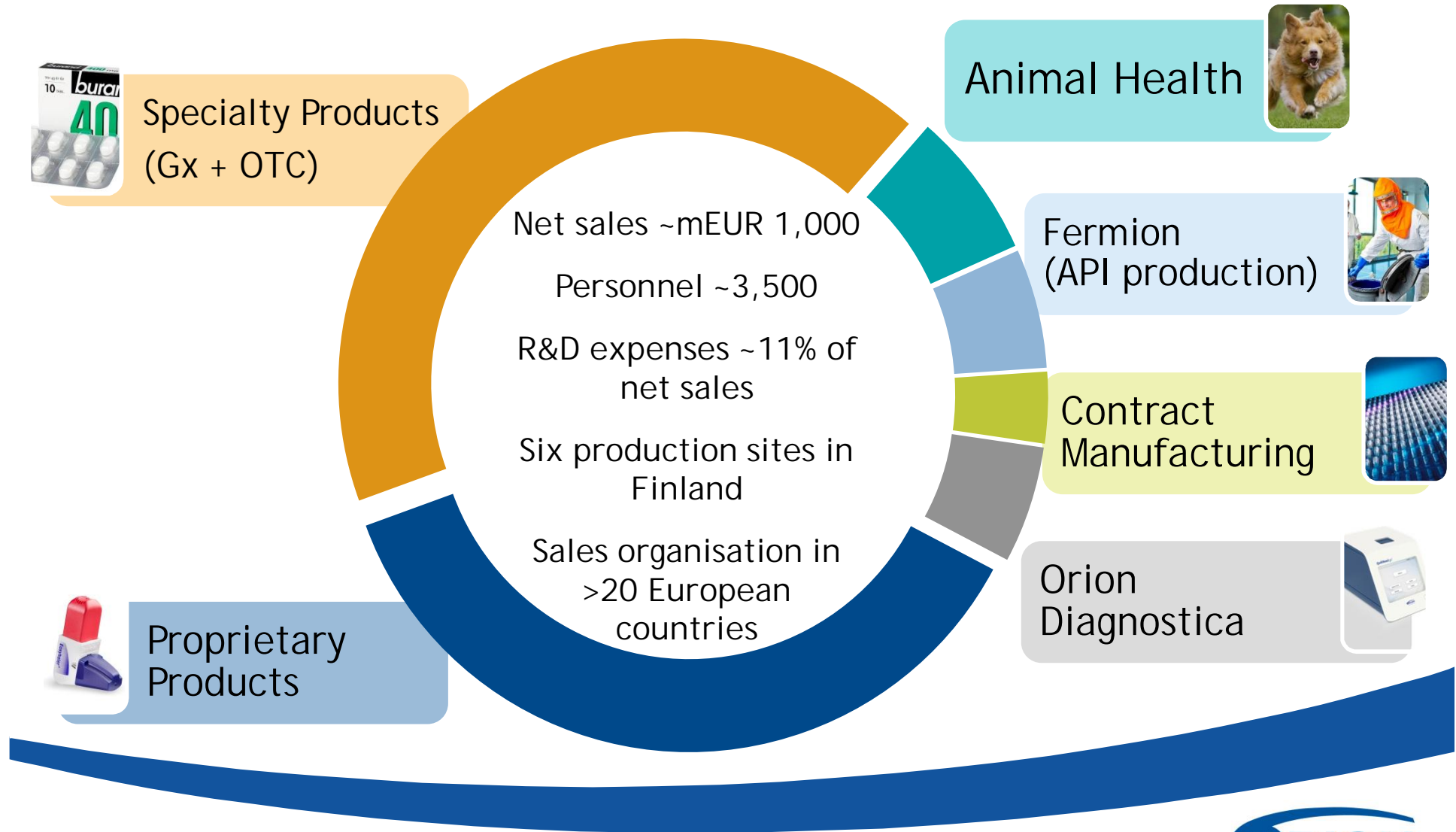
- 4 Orion in brief
- 14 Strategy and financial objectives
- 20 Orion R&D - long term opportunities
- 51 Business units
- 61 Key financials
- 68 Q1-Q2 highlights



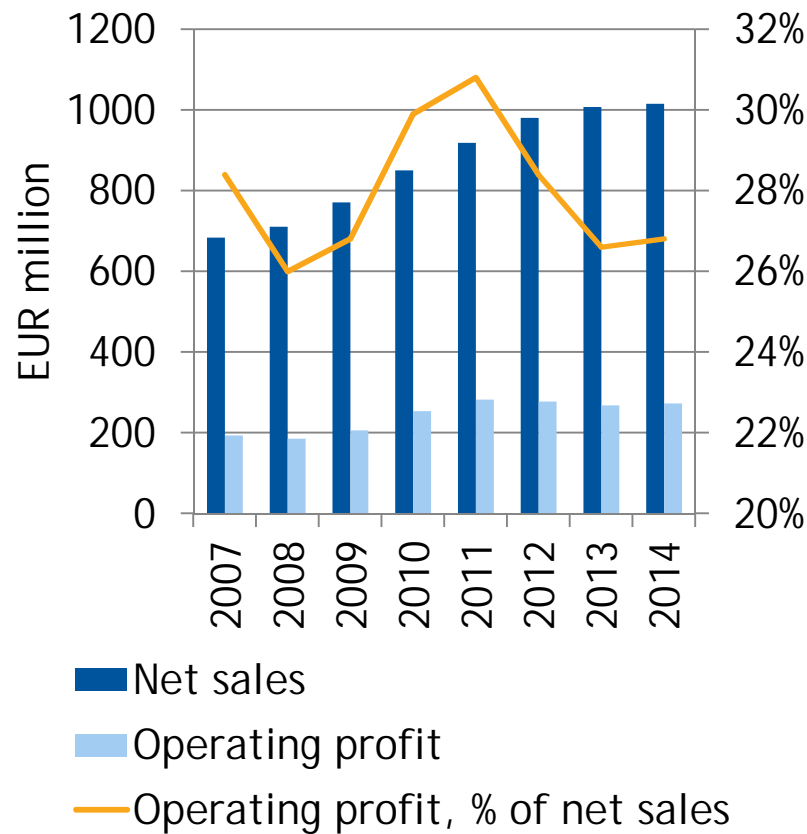


# Orion in brief

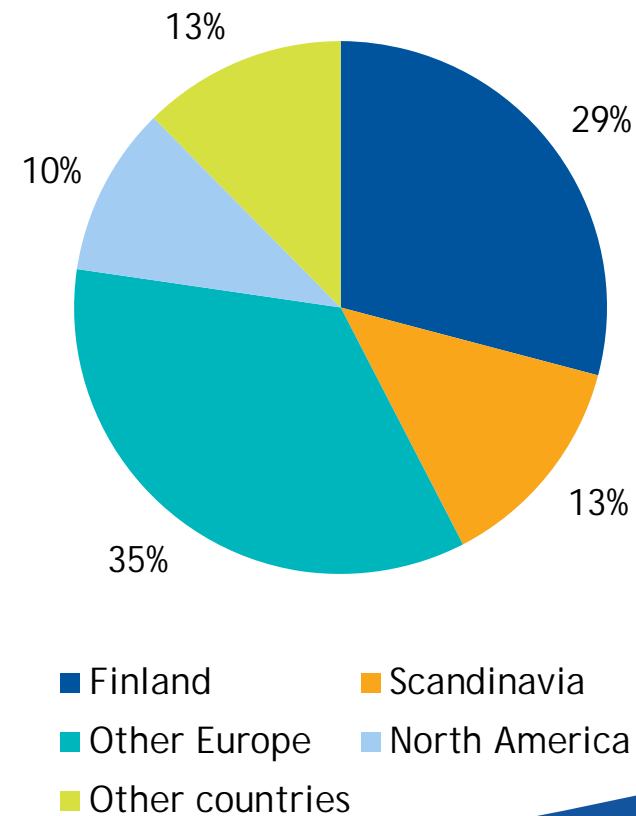
# Orion today - building well-being since 1917



# Solid growth and good profitability



Geographical sales split in 2014



# Sales split in 2014 and development vs. 2013




Proprietary  
Products  
EUR 373 million  
(-4%)



Fermion EUR 57  
million  
(-10%)



Specialty  
Products  
EUR 427 million  
(+11%)



Contract  
Manufacturing  
EUR 34 million  
(-21%)



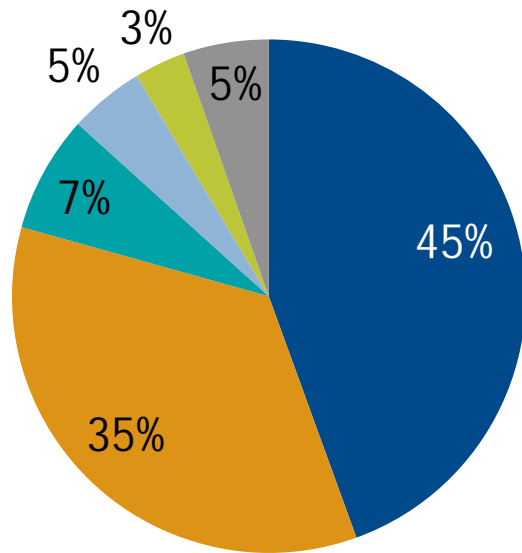
Animal Health  
EUR 70 million  
(-1%)



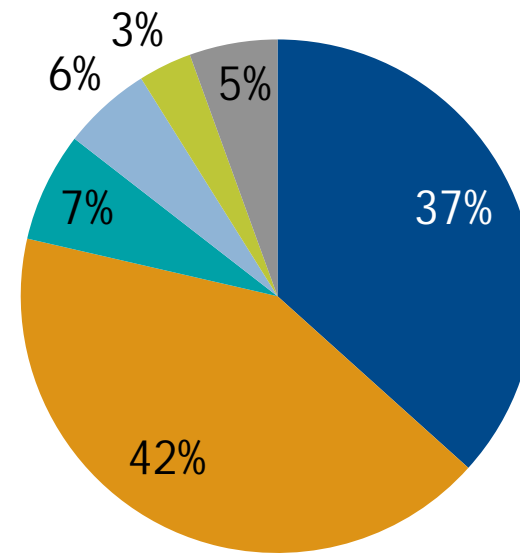
Orion  
Diagnostica EUR  
56 million (-1%)

# Product mix is changing for the time being

Sales split by business  
2011



Sales split by business  
2014

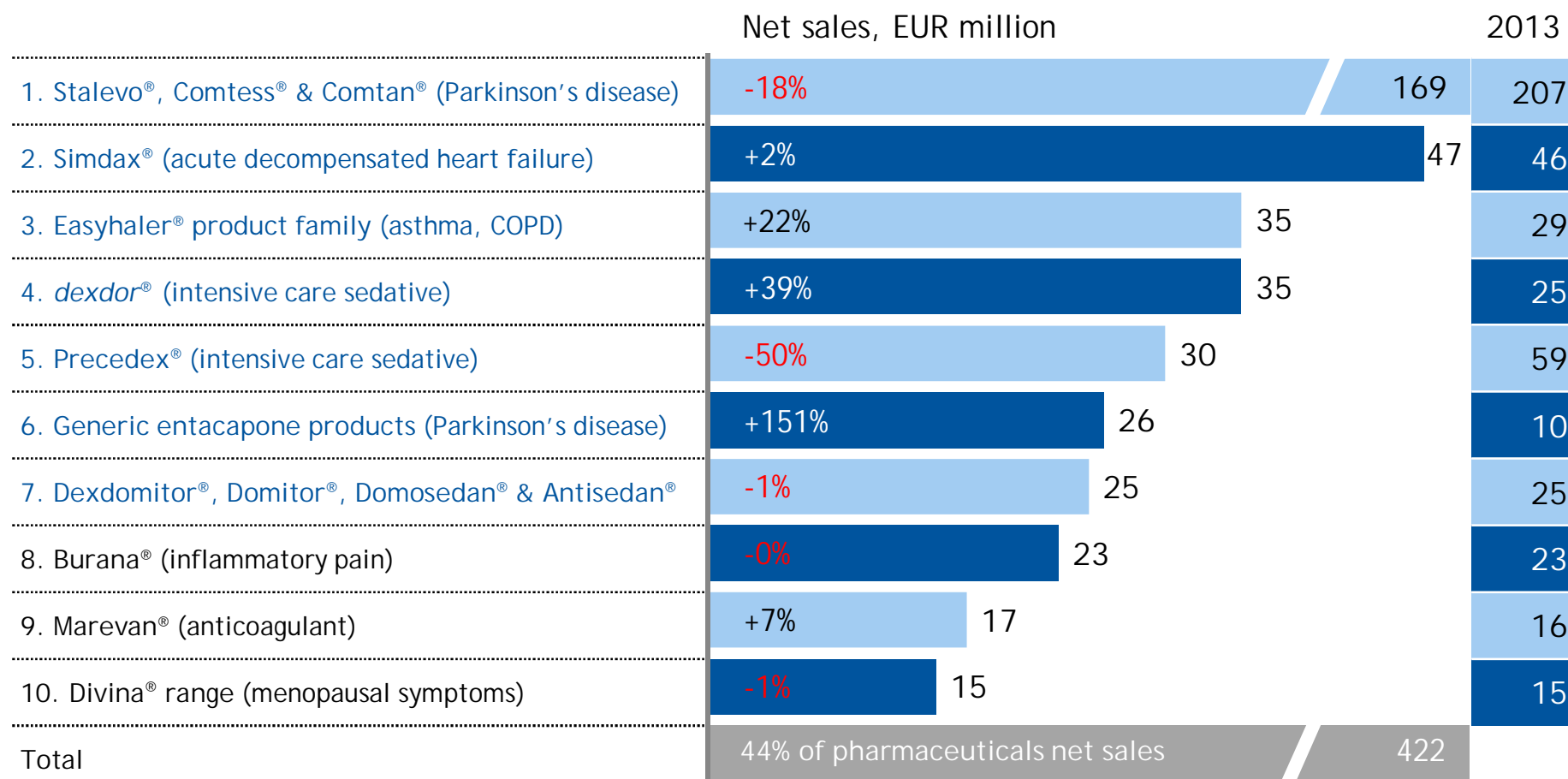


- Proprietary Products
- Animal Health
- Contract Manufacturing & other

- Specialty Products (generics+OTC)
- Fermion
- Orion Diagnostica

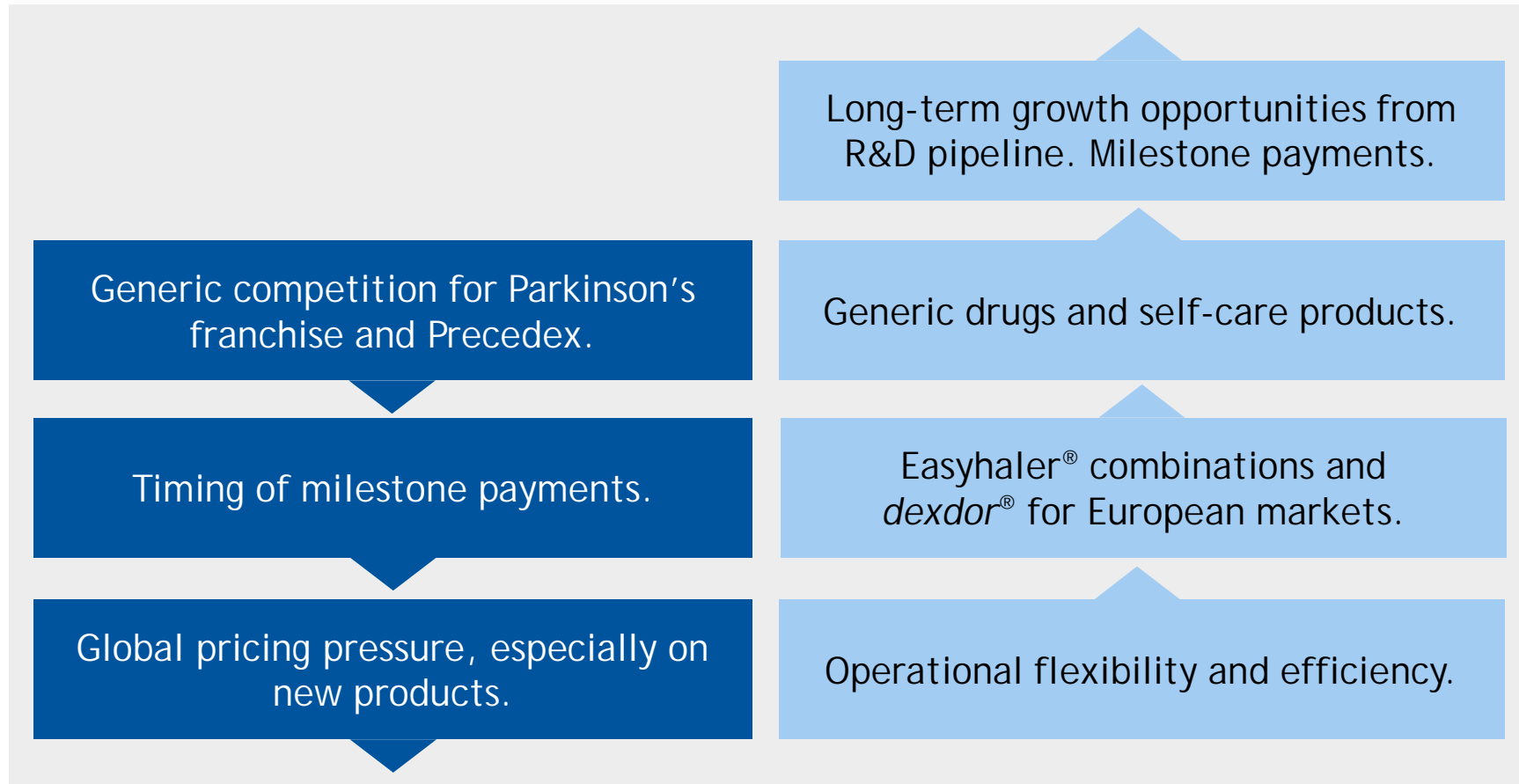


# Best-selling pharmaceuticals 2014



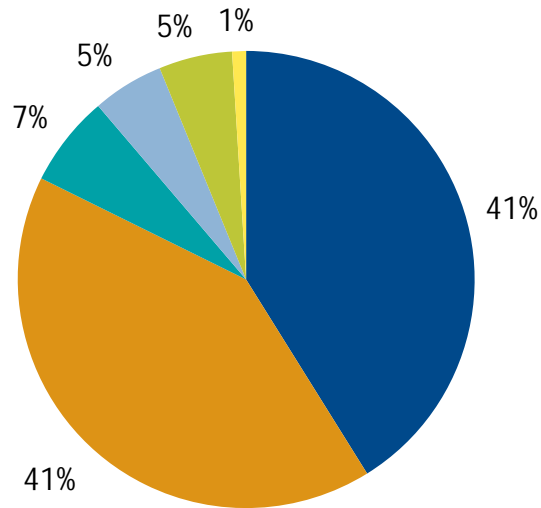
Products based on Orion's inventions in blue font

# Balancing mid-term – building long-term



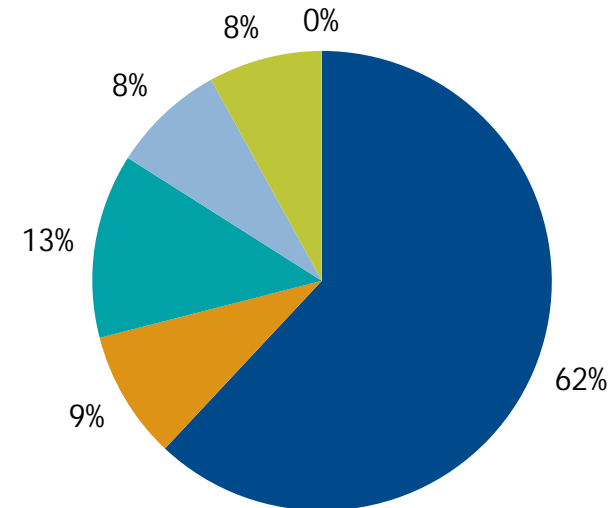
# Two share classes, broad shareholder base

By number of shares on 30 Jun



- Households
- Non-Finnish holders and nominee registered
- Private corporations
- Public sector
- Non-profit institutions
- Financial and insurance corporations

By number of votes on 30 Jun



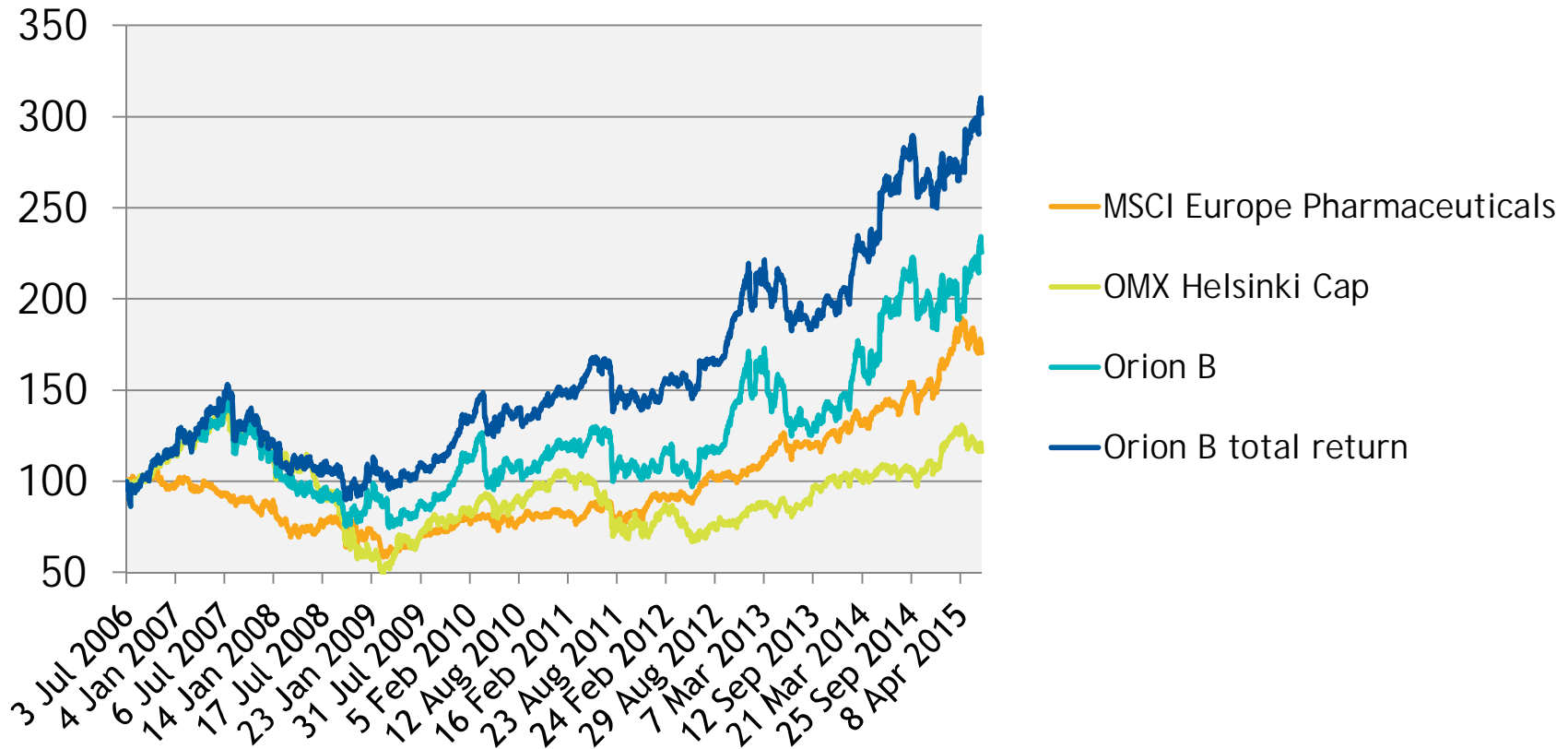
- Households
- Non-Finnish holders and nominee registered
- Private corporations
- Public sector
- Non-profit institutions
- Financial and insurance corporations

Altogether 141.3 million shares and ca. 50,000 shareholders. Both share classes, A and B, are listed on NASDAQ OMX Helsinki since 1 July 2006. A share (ORNAV) has 20 votes/share and B share (ORNBV) has 1 vote/share in the AGM, but they have equal rights to assets and dividends.

# Orion B share performance

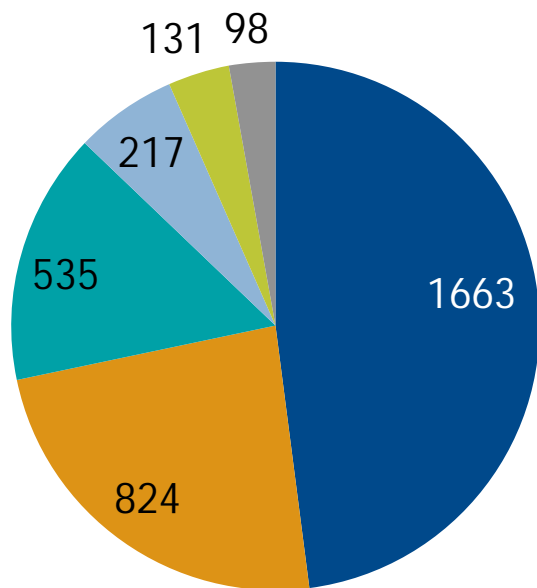
3 July 2006—30 Jun 2015

Index 3 July 2006 = 100

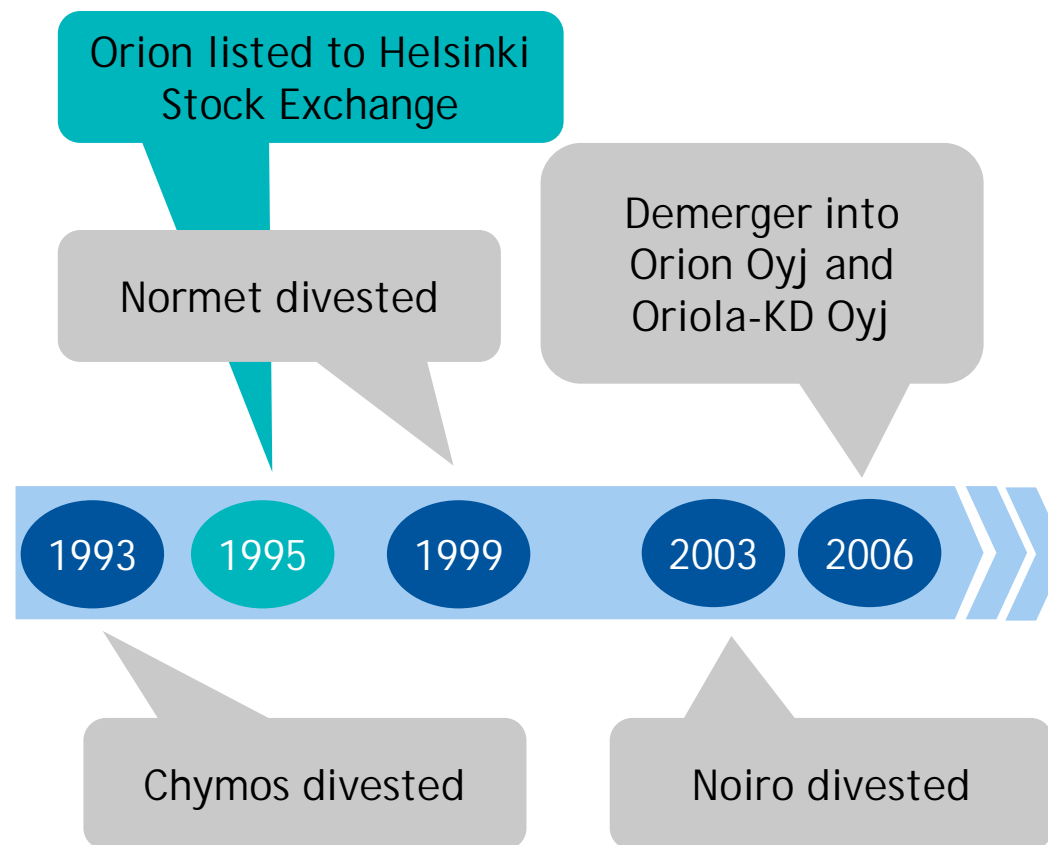


# From conglomerate to pharmaceuticals and diagnostics company

Orion in 1990 (sales FIM million)



- Pharmaceuticals
- Chymos (food industry)
- Normet (engineering)
- Oriola (wholesale)
- Noiro (technochemicals)
- Orion Diagnostica









# Orion's strategy and financial objectives

# Orion's strategy - Mission to build well-being



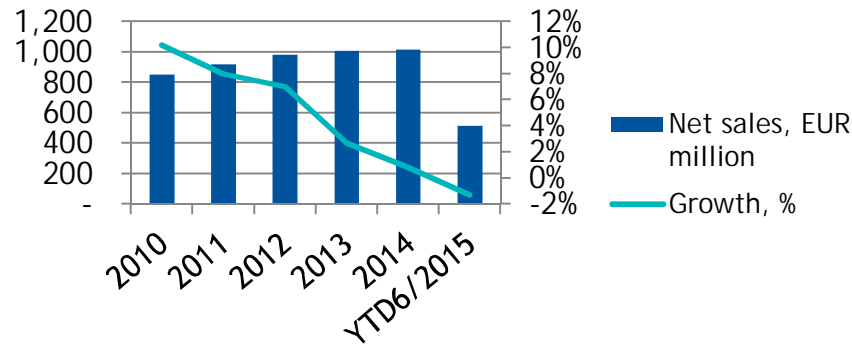
# Orion's financial objectives

	Increasing net sales. Achievement of this objective requires continuous investment in development of the product portfolio.
	Maintaining profitability at a good level. The aim is operating profit that exceeds 20% of net sales.
	Keeping the equity ratio at least 50%.
	Distributing an annual dividend that in the next few years will be at least EUR 1.20 per share, and increasing the dividend in the long term.

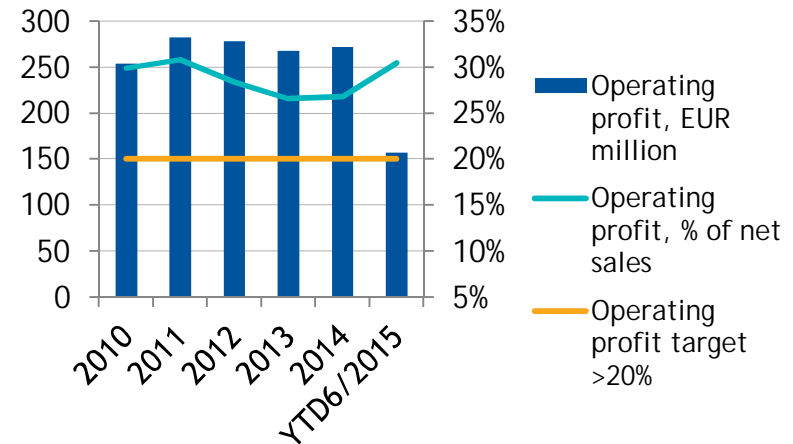


# Orion's financial objectives

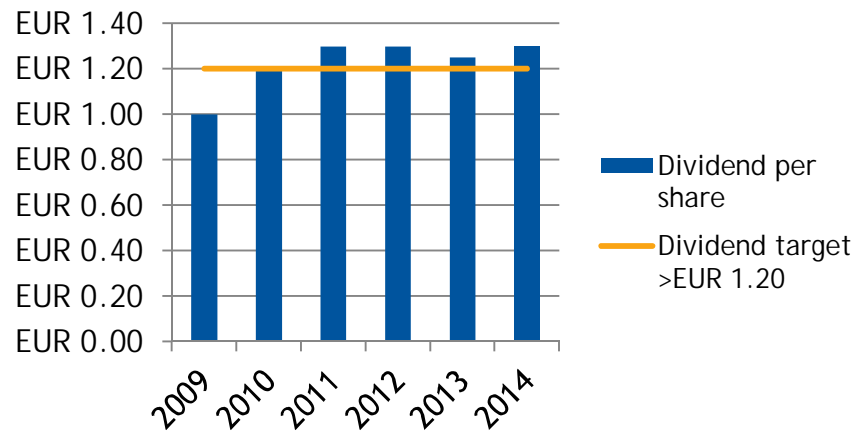
### Net sales



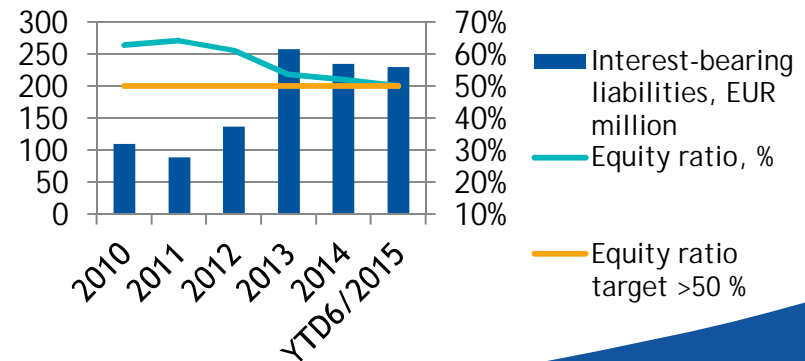
### Operating profit



### Dividend

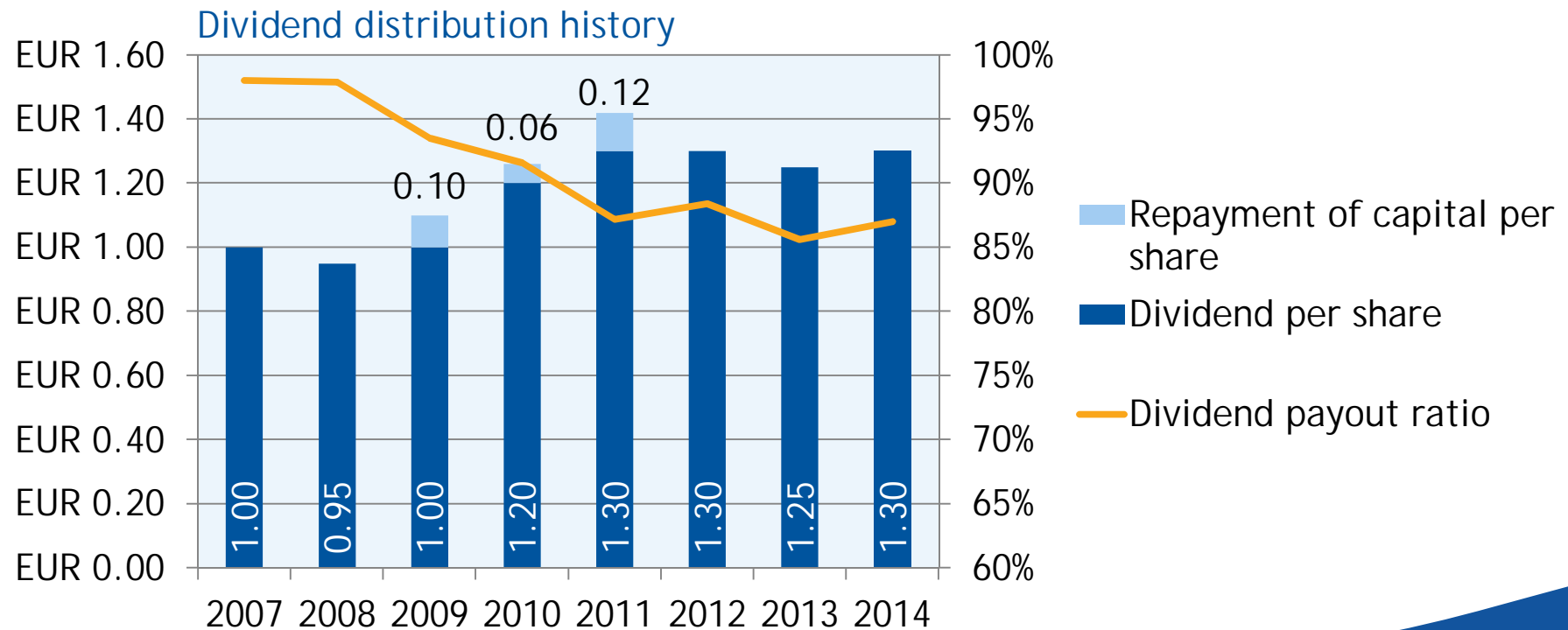


### Equity ratio and interest-bearing liabilities



# Dividend distribution policy

Orion's dividend distribution takes into account distributable funds and capital expenditure and other financial requirements in medium and long term to achieve the financial objectives.



## Outlook for 2015 (updated on 9 July 2015)

Net sales	Net sales are estimated to be at similar level to 2014 (net sales were EUR 1,015 million in 2014).
Operating profit	Operating profit is estimated to exceed EUR 260 million.
Group's capital expenditure	The Group's capital expenditure will be about EUR 50 million excluding substantial corporate or product acquisitions (the Group's capital expenditure was EUR 57 million in 2014).

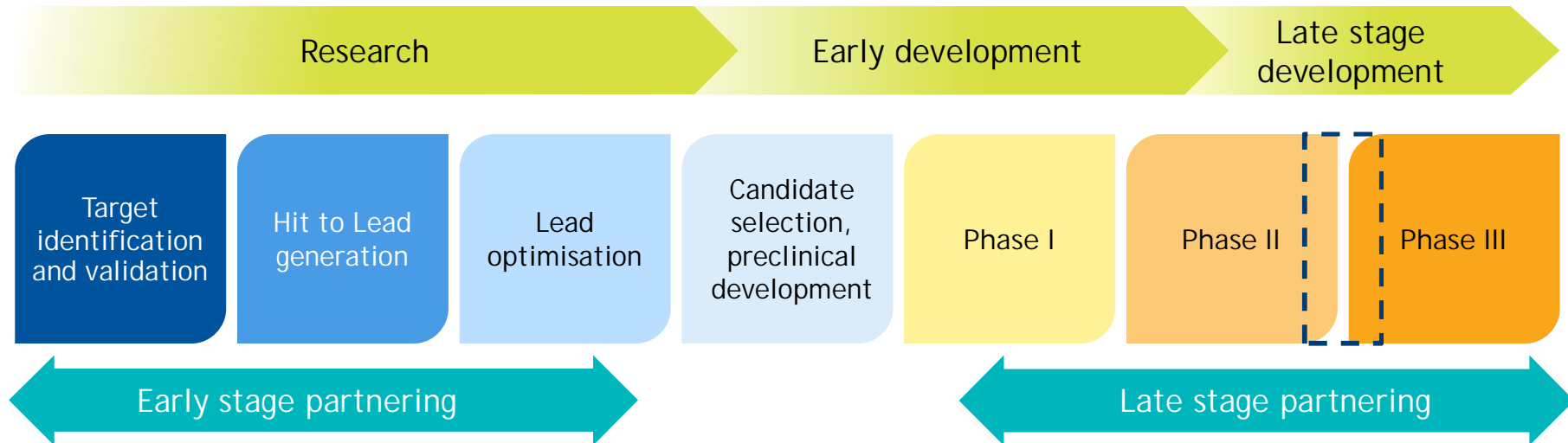


# Orion R&D – long term opportunities

# Orion's R&D strategy

Focused therapy areas	<p>Focus on three core therapy areas + generics</p> <ul style="list-style-type: none"><li>• Central nervous system diseases</li><li>• Oncology and critical care</li><li>• Easyhaler pulmonary drugs</li></ul>
Shared risks and rewards	<p>Emphasis on collaboration and partnerships</p> <ul style="list-style-type: none"><li>• Clinical studies are performed globally, Orion's focus on Europe</li><li>• Partnerships are usually sought for clinical phase III at the latest</li><li>• Partners are important in marketing authorisation cases in countries outside Europe</li><li>• Orion holds the rights for further develop and market the candidate compounds</li></ul>
Focus on strengths	<p>In-house R&amp;D covers mainly late-stage research and early-stage development phases</p> <ul style="list-style-type: none"><li>• i.e. discovery, preclinical phase and clinical phases I and II</li></ul>
Diversification	<p>Constant strive to</p> <ul style="list-style-type: none"><li>• Increase the overall number of programmes</li><li>• Balance the risks of individual projects</li><li>• Acquire new early research molecules</li><li>• Improve the life-cycle management of own innovative treatments</li></ul>

# Collaborative networks across the R&D value chain



## KEY CHARACTERISTICS OF LATE STAGE PARTNERING

- Late stage partnering typically after PoC
- Risk and reward sharing
- Partner has commercial capabilities especially in USA
- Potential for income before commercial sales in form of milestones




# Key clinical pharmaceutical development projects 1/2

Project	Indication	PHASE			Registration
Bufomix Easyhaler® (budesonide-formoterol) <sup>1)</sup>	Asthma, COPD	I	II	III	
Easyhaler® salmeterol-fluticasone	Asthma, COPD	I	II	III	
ODM-201 (androgen receptor inhibitor) <sup>2)</sup>	Prostate cancer	I	II	III	
Levosimendan <sup>3)</sup>	Low Cardiac Output Syndrome	I	II	III	
ORM-12741 (alpha-2c adrenoceptor antagonist) <sup>4)</sup>	Alzheimer's disease	I	IIa		
Dexmedetomidine (intranasal) <sup>5)</sup>	Treatment of pain	I	IIb		
ODM-109 (oral levosimendan)	ALS	I	II		

<sup>1)</sup> Aim is to obtain marketing authorisation for product in at least some European countries not included in decentralised marketing authorisation application process.

<sup>2)</sup> In collaboration with Bayer <sup>3)</sup> Partner: Tenax Therapeutics, Inc.



<sup>4)</sup> In collaboration with Janssen Pharmaceuticals <sup>5)</sup> Partner: Recro Pharma, Inc.

 = Phase completed  
 = Phase ongoing  
 = New phase initiated

More info at: <http://www.orion.fi/en/rd/orion-rd/pipeline/>


# Key clinical pharmaceutical development projects 2/2

Project	Indication	PHASE		Registration
ODM-104 (more effective COMT inhibitor)	Parkinson's disease	I		
ODM-203 (targeted FGFR+VEGFR inhibitor)	Solid tumours	I		
ODM-204 (CYP17 enzyme and androgen receptor inhibitor)	Prostate cancer	I		
ODM-106 (GABA-B receptor positive allosteric modulator)	Essential tremor	I		
ODM-108 (negative allosteric modulator of TRPA1 ion channel)	Neuropathic pain	I		

 = Phase completed  
 = Phase ongoing

More info at: <http://www.orion.fi/en/rd/orion-rd/pipeline/>



A photograph of laboratory glassware, including two Erlenmeyer flasks in the foreground. The flask on the left contains a green liquid, and the one on the right contains a blue liquid. Both flasks are marked with the number '100'. In the background, there are other pieces of glassware, including test tubes and a pipette, some containing red and white liquids. The background is slightly blurred, showing a red wall and a white paperclip icon in the top right corner.

A novel second generation  
androgen receptor (AR) inhibitor  
for the treatment of castration  
resistant prostate cancer

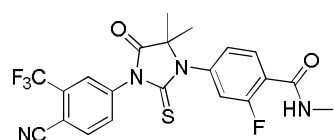
ODM-201

In collaboration with Bayer

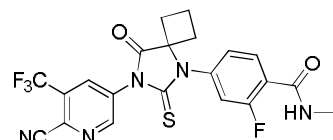
## ODM-201: Partnership with Bayer - Financial terms

- Orion and Bayer will jointly develop ODM-201, with Bayer contributing a major share of the costs of future development
- Bayer will commercialize ODM-201 globally and Orion has the option to co-promote ODM-201 in Europe
- Orion is eligible to receive milestone payments from Bayer upon achievement of certain development, tech transfer and commercialization milestones
- Orion will receive substantial royalties on future sales
- Orion will be responsible for manufacturing of the product

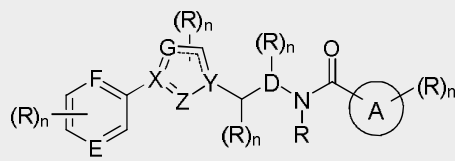
# ODM-201 has a unique profile



Enzalutamide

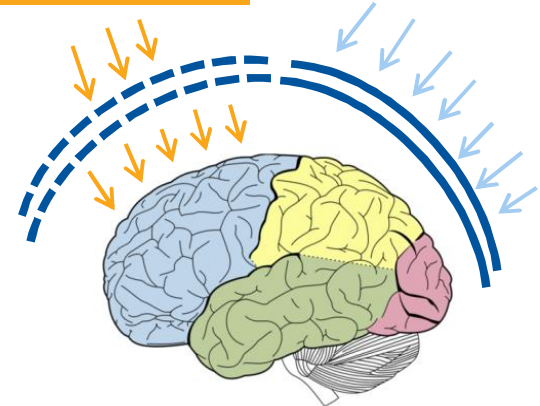


ARN-509



ODM-201 general structure

Enzalutamide **19%\***  
 ARN-509 **29%\***  
 ODM-201 **3% \*\***



Compound	AR affinity Ki (nM)	Antagonism IC50 (nM)				Proliferation VCaP IC50 (nM)
		WT AR	AR (F876L)	AR (T877A)	AR (W741L)	
Bicalutamide	12	150	218	957	Agonist	
Enzalutamide	86	155	Agonist	296	>10000	400
ARN-509	68	168	Agonist	1130	>10000	300
ODM-201	9	65	66	1782	1500	500

\*Refs. Clegg et al, 2012; Forster et al, 2011  
 \*\* Rat autoradiography (QWBA confirms brain/plasma ratio of 14C-ODM-201 related radioactivity was 0.04-0.06, indicating negligible penetration to the brain)

- ODM-201 blocks the function of androgen receptor in both biochemical and cell assays with equal or better potency compared to enzalutamide and ARN-509
- Low likelihood for brain entry demonstrated in preclinical models

# ODM-201 Phase III study ongoing in non-metastatic castration resistant prostate cancer (nmCRPC)

ODM-201 (androgen receptor inhibitor) <sup>2)</sup>

Prostate cancer



- nmCRPC patients who are at high risk for developing metastatic disease are included (n=1500)
- Primary endpoint
  - ODM-201 over placebo in metastasis-free survival (MFS)
- Secondary endpoints
  - Overall survival, time to first symptomatic skeletal event (SSE), time to first initiation of cytotoxic chemotherapy, time to pain progression, and to characterize the safety and tolerability of ODM-201.
- Operational responsibility transferred from Orion to Bayer in December 2014
- The study is proceeding as planned with estimated completion in 2018



ClinicalTrials.gov identifier:  
NCT02200614



A unique and selective dual  
FGFR+VEGFR inhibitor for  
FGFR-dependent tumors

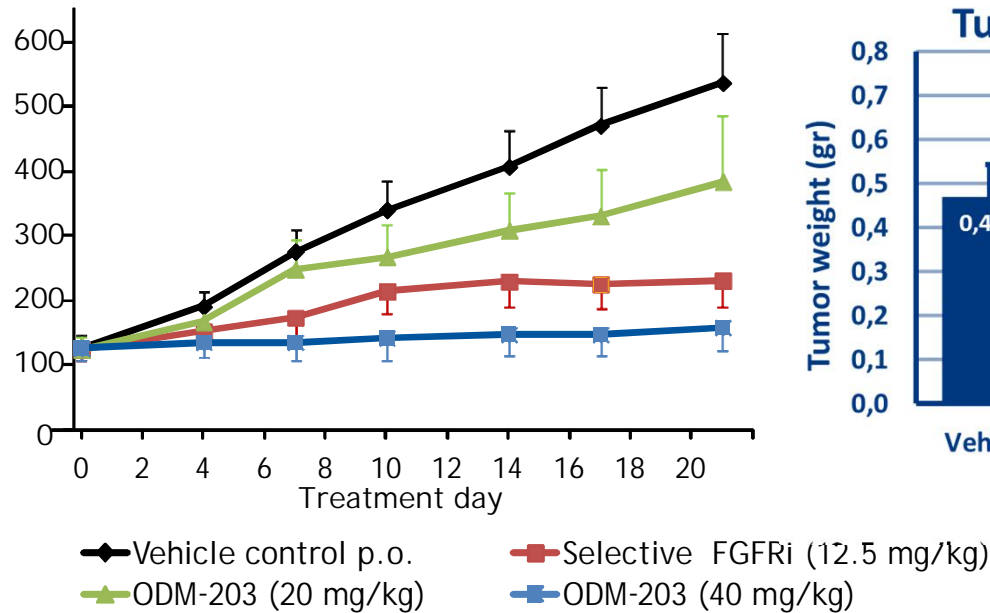
ODM-203

## Angiogenic indications with altered FGFR signalling

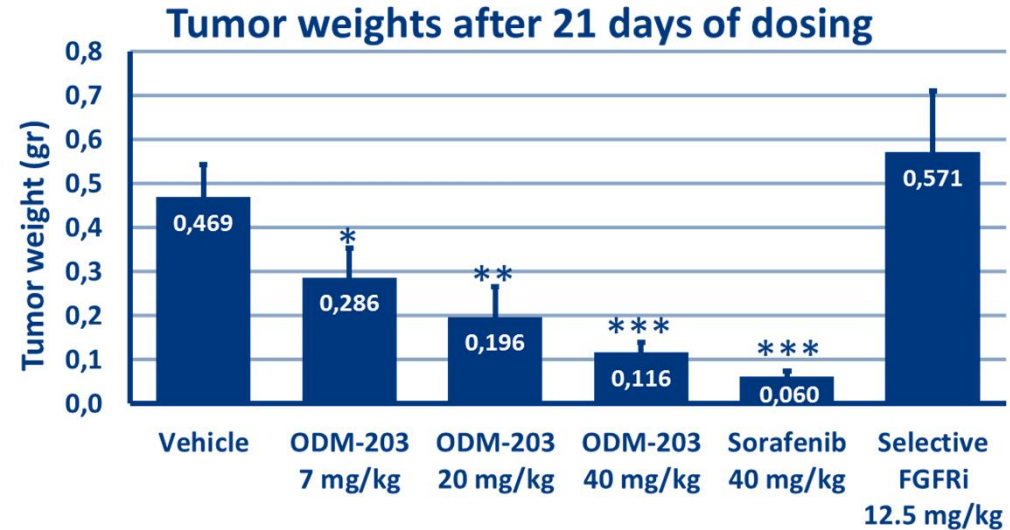
Tumor type	Genomic alterations of FGFRs and FGFs
Breast (luminal)	~35% (FGFR1 amp, FGFR2 amp, FGFR4 amp, FGFs)
NSCLC-SCC	~20% (FGFR1 amp, FGFR2 amp)
Bladder (invasive)	~15% (FGFR3 fusions, FGFR1 amp, FGFs)
Prostate	~14% (FGFR1 amp, FGFR2&3 fusions)
Colorectal	~10% (FGFR1 amp, FGFR3 mut)
Endometrial	~10% (FGFR2 mut)
Gastric	~7% (FGFR2 amp)
Renal	~6% (FGFR4 amp)

# ODM-203 has strong in vivo antitumor activity

FGFR xenograft model (RT4)



Angiogenic kidney cancer model (Renca)



- Superior activity in angiogenic tumor models
- Strong antitumor activity in several FGFR dependent models
  - No effect in a FGFR and VEGFR *independent* xenograft model

Phase I KIDES trial ongoing

ODM-203 (targeted FGFR+VEGFR inhibitor)

Solid tumours



ClinicalTrials.gov identifier: NCT02264418



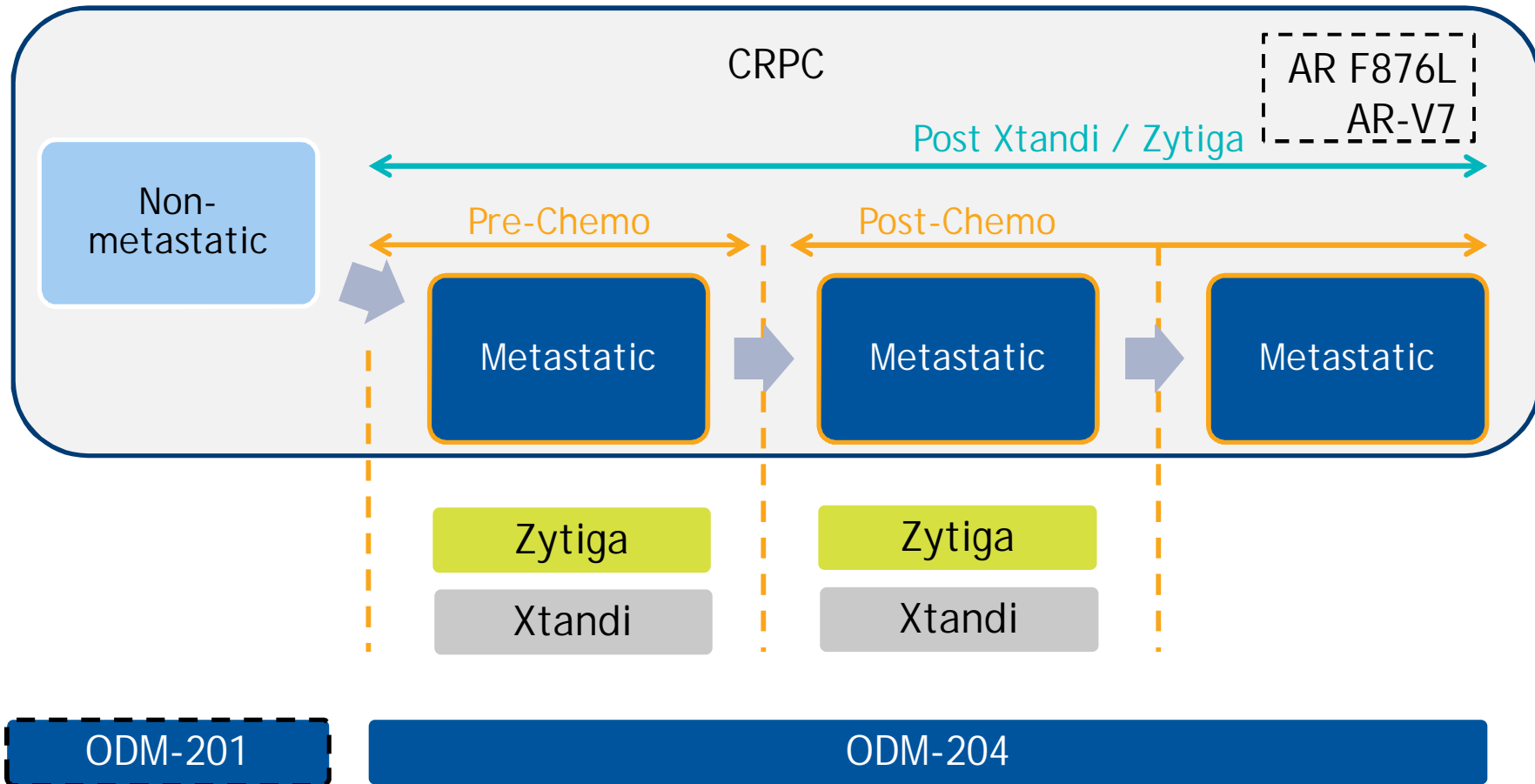
Target:  
Best-in-class treatment for  
metastatic  
Castration Resistant Prostate  
Cancer (mCRPC)



ODM-204



# Positioning of ODM-204



Note: Zytiga/Xtandi combination trials are ongoing

# ODM-204 – current status

ODM-204 (CYP17 enzyme and androgen receptor inhibitor)

Prostate cancer

I

- Phase I/II DUALIDES trial ongoing
  - Safety and Pharmacokinetics of ODM-204 in Patients With Metastatic Castration-Resistant Prostate Cancer (DUALIDES)
  - Subgroups:

Number of subjects (approx.)	Chemotherapy	Second-generation AR inhibitor (e.g. enzalutamide)	CYP17A1i (e.g. abiraterone acetate)
15	Naive	Naive	Naive
15	Naive or pre-treated	Naive	Pre-treated
15	Naive or pre-treated	Pre-treated	Naive

ClinicalTrials.gov identifier: NCT02344017



# ORM-12741 for Alzheimer's disease

In collaboration with Janssen

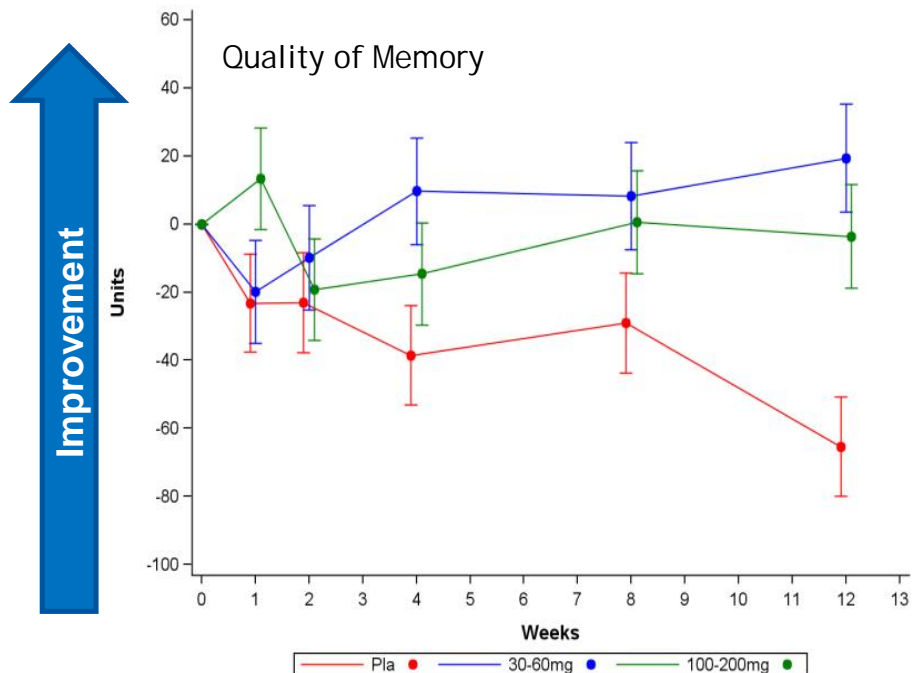
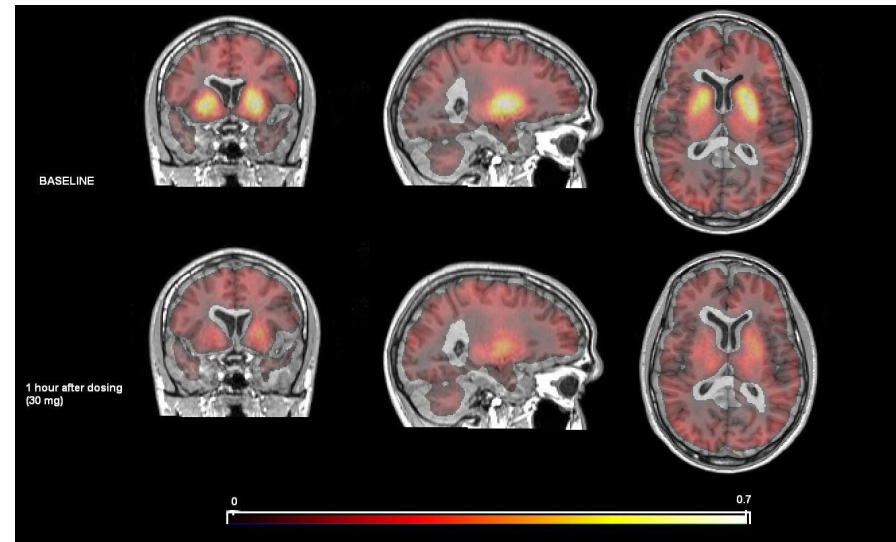
## ORM-12741 - collaboration with Janssen

- Licence agreement announced on 19 December 2013 (includes ORM-12741 and other compounds)
- Orion received USD 31 million upfront payment which will mainly be used against additional Phase IIa study costs
- Orion is eligible to receive milestone payments from Janssen upon successful completion of certain development and commercialization events, as well as royalties on future sales
- Orion has exclusive commercialization rights in Europe
- Janssen has worldwide exclusive license to develop ORM-12741 and an exclusive right to commercialize it outside Europe
- Orion and Janssen will co-fund the development after an additional Phase IIa study is completed successfully by Orion

# ORM-12741

- Highly potent and selective alpha-2C adrenoceptor antagonist
- Rodent models predict beneficial effects on cognition and neuropsychiatric symptoms (NPS)
- Phase 1 studies (healthy subjects)
  - Possible to administer orally
  - Well tolerated
  - Displacement of an alpha-2C PET tracer
- Phase 2a study in AD patients
  - Positive signals of efficacy in
  - Episodic and working memory
  - and
  - Neuropsychiatric symptoms

ClinicalTrials.gov identifier: NCT01324518



# Phase 2 study on efficacy of ORM-12741 in AD

ORM-12741 (alpha-2c adrenoceptor antagonist)

Alzheimer's disease

I

IIa

## Improved formulation for the current Phase 2 study

- New formulation improving pharmacokinetic (PK) properties of ORM-12741 has been developed
- Phase 1 PK studies conducted to confirm qualities of the new formulation
- The improved formulation is used in the current Phase 2 study

## Objectives

- To evaluate efficacy of ORM-12741 on agitation & aggression and other neuropsychiatric symptoms
- To evaluate efficacy of ORM-12741 on cognitive performance
- To evaluate safety

## Design and methodology

- Randomised, double-blind, placebo-controlled, parallel-group, Phase 2 study
- Patients with mild to moderately severe Alzheimer's disease
- 2 dose levels of ORM-12741 and placebo

## Sample size

- 100/group = ~300



ODM-104

# New COMT-inhibitor ODM-104 for Parkinson's disease treatment

ODM-104 (more effective COMT inhibitor)

Parkinson's disease

I

- In phase I\*, ODM-104 has been well tolerated and superior to entacapone by improving COMT inhibition and levodopa pharmacokinetics in man
- Optimized carbidopa component further improves ODM-104 effect with double action on levodopa PK - levodopa exposure (AUC) increased over 30% when compared to entacapone
- Orion Pharma is currently developing a next generation PD product enabling the optimization of levodopa/carbidopa together with ODM-104
- Preparations for a phase II Proof-of-Concept study are ongoing. ODM-104 product will be compared with Stalevo® (levodopa/carbidopa/entacapone combination) in 66 PD patients with end-of-dose wearing-off symptoms

\*) [ClinicalTrials.gov identifier: NCT01840423](https://clinicaltrials.gov/ct2/show/study/NCT01840423)





Target: First/Best-in-class  
GABA B PAM molecule for the  
treatment of Essential tremor

ODM-106

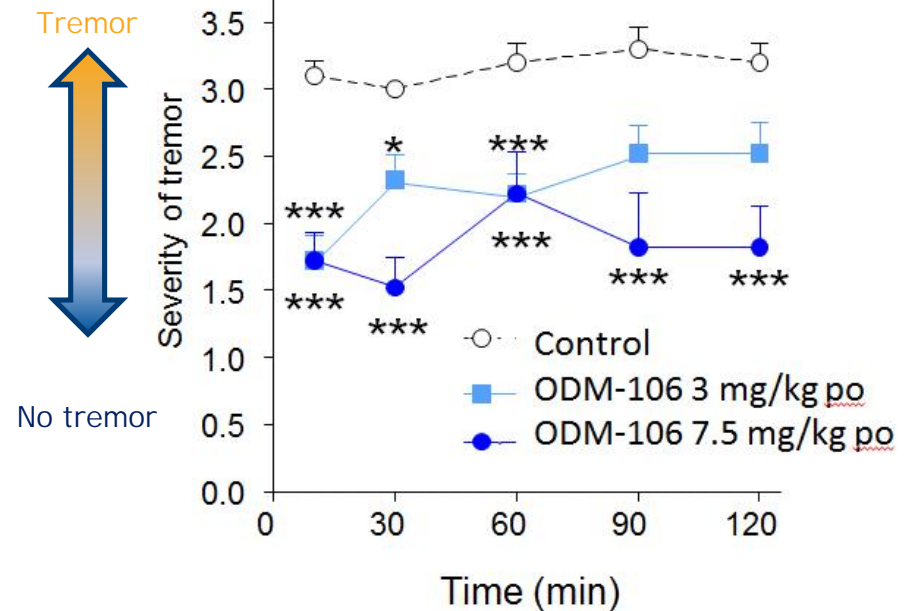
# ODM-106 shows efficacy and safety in Essential tremor


ODM-106 (GABA-B receptor positive allosteric modulator)

Essential tremor

- Alleviates tremor in essential tremor animal model (harmaline -induced tremor)
- No signs of development of tolerance after repeated doses
- No sedative or other CNS side-effects in preclinical models
- Well tolerated in the preclinical safety studies
- Efficacy also shown in parkinsonian tremor, levodopa-induced dyskinesia and pain models
- Phase I FIMPAM trial ongoing

ClinicalTrials.gov identifier: [NCT02393950](https://clinicaltrials.gov/ct2/show/study/NCT02393950)





Target:  
Best-in-class TRPA1 antagonist  
molecule for the treatment of  
Neuropathic pain



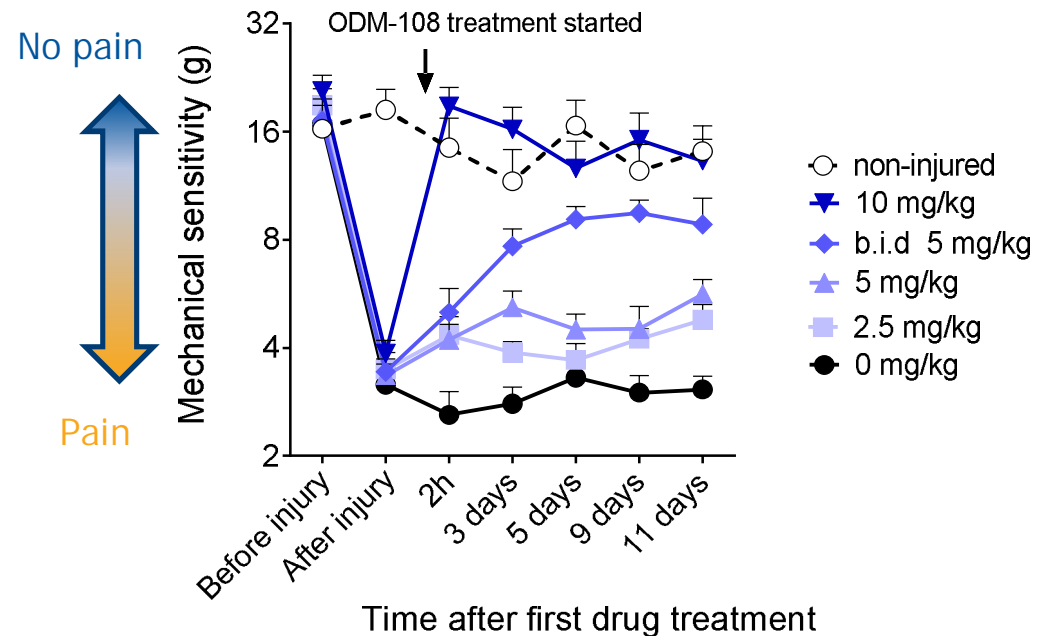
ODM-108

# ODM-108 shows efficacy and safety in Neuropathic pain


ODM-108 (negative allosteric modulator of TRPA1 ion channel)

Neuropathic pain

- ODM-108 blocks pain in several animal models of pain (STZ in figure, SNI, CFA)
- No CNS side-effects seen in preclinical models
- Well tolerated in the preclinical safety studies
- Phase I FIMTRIP trial ongoing



ClinicalTrials.gov identifier: NCT02432664



Target:  
Best symptomatic treatment  
for Amyotrophic Lateral  
Sclerosis (ALS)



ODM-109

# LEVALS study - levosimendan in ALS patients

ODM-109 (oral levosimendan)

ALS




- The first phase II study aims to demonstrate beneficial effects on respiratory function
- Double-blind, cross-over design with 3 treatment periods
- Cross-over part of the study is followed by an open-label part for 6 months - an opportunity to study long term effects
- The study will recruit approx. 50-60 patients in Europe

Levosimendan potentially delays the need for respiratory support and improves QoL in ALS patients by increasing skeletal muscle force

## Regulatory considerations for ODM-109

- Possibility to seek parallel orphan designation in EU and US
- Several options for fast track designation



# Levosimendan for Low Cardiac Output Syndrome

Partner Tenax Therapeutics

# Levosimendan development in US by Tenax Therapeutics

Levosimendan

Low Cardiac Output Syndrome

I

II

III

## Development of levosimendan for Low Cardiac Output Syndrome (LCOS)

- Phase 3 LEVO-CTS trial to evaluate the efficacy of levosimendan in reducing morbidity/ mortality in cardiac surgery patients with reduced ejection fraction
- Data read out early 2016\*
- Fast track status granted by FDA and protocol approved under SPA

## Possibility to include sepsis shock as an additional indication?

- Collaboration with Imperial College London for LeoPARDS trial
- Data read out in 2016\*
- More information: [www.leopards-trial.org](http://www.leopards-trial.org)

\*) [www.tenaxthera.com](http://www.tenaxthera.com)





Dexmedetomidine  
for treatment of  
pain

Partner Recro Pharma

# Dexmedetomidine development for acute post-operative pain by Recro Pharma

Dexmedetomidine (intranasal)

Treatment of pain

I

IIb

- Phase II trial to study the effect and safety of intranasal formulation of dexmedetomidine in adult patients undergoing bunionectomy surgery in US
- Possibility to avoid many of the side-effects associated with opioids
- Primary efficacy endpoint is summed pain intensity difference SPID48, over 48 hours starting on post op day 1.
- As a result of interim analyses in April, the total enrollment was reduced to 170 patients (was 200-250 pts)
- Phase IIb trial completed in July with positive results. Recro preparing to commence a Phase III clinical trial. \*)

\*) [www.recropharma.com](http://www.recropharma.com)

ClinicalTrials.gov identifier: NCT02284243



# Business units

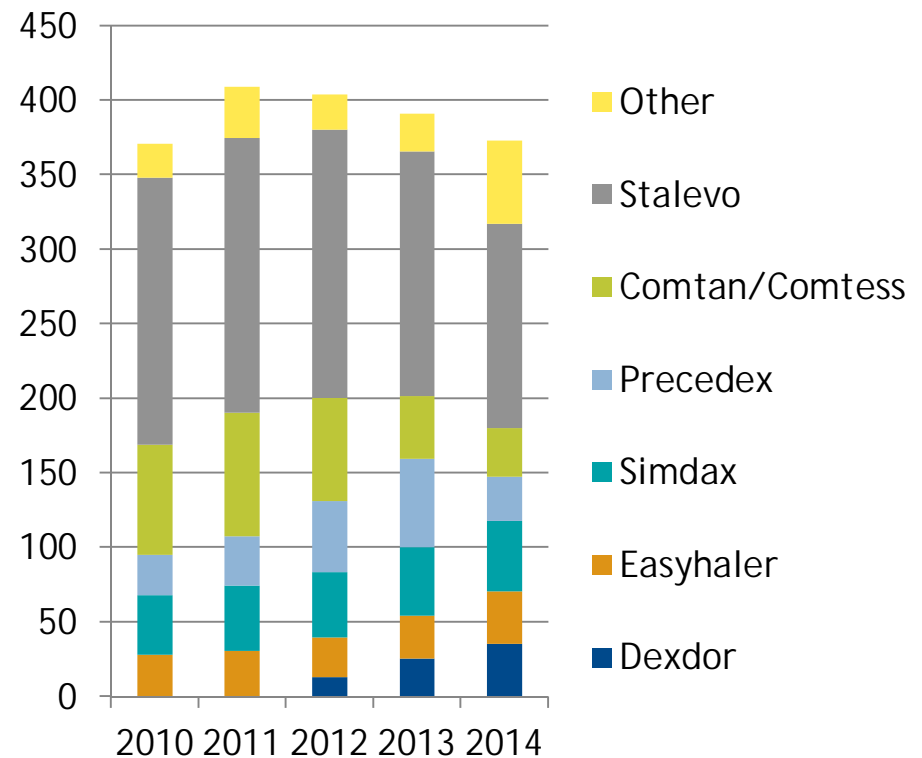
# Proprietary products

- Mainly Orion in-house developed prescription drugs with valid product protect
- Global partner network in sales and R&D

## Current main drivers

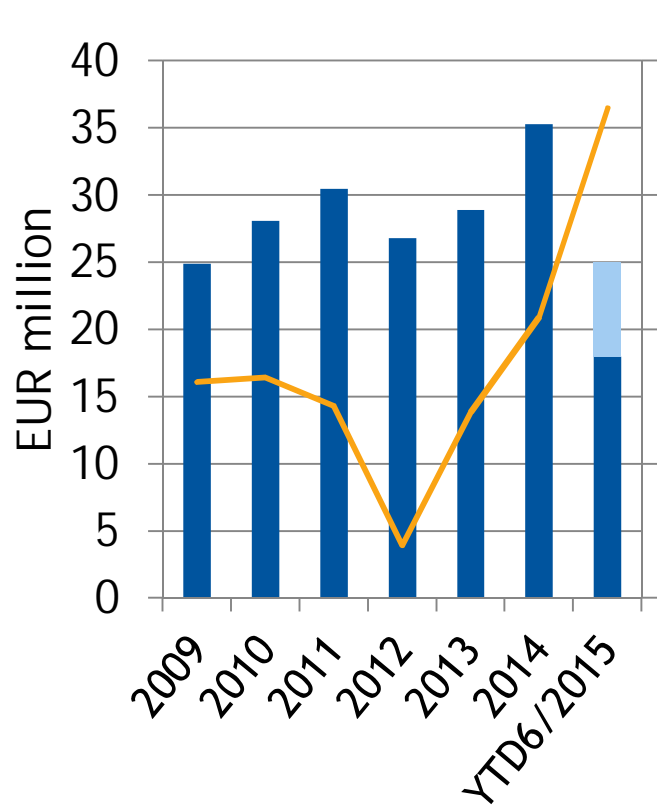
- ▼ Generic competition for Stalevo, Comtan/Comtess & Precedex
- ▼ Timing of milestones
- ▲ Dexdor, Easyhaler & Simdax
- ▲ Possible milestones from development pipeline projects

Sales, EUR million



# Easyhaler® for asthma and COPD

Easyhaler products = Orion invented inhaler + generic APIs



■ Other ■ Bufomix — Growth %

1993 Buventol Easyhaler® (salbutamol)



1994 Beclomet Easyhaler® (beclomethasone)



2002 Budesonide Easyhaler® (budesonide)



2004 Formoterol Easyhaler® (formoterol)



2014 Bufomix Easyhaler® (budesonide-formoterol)

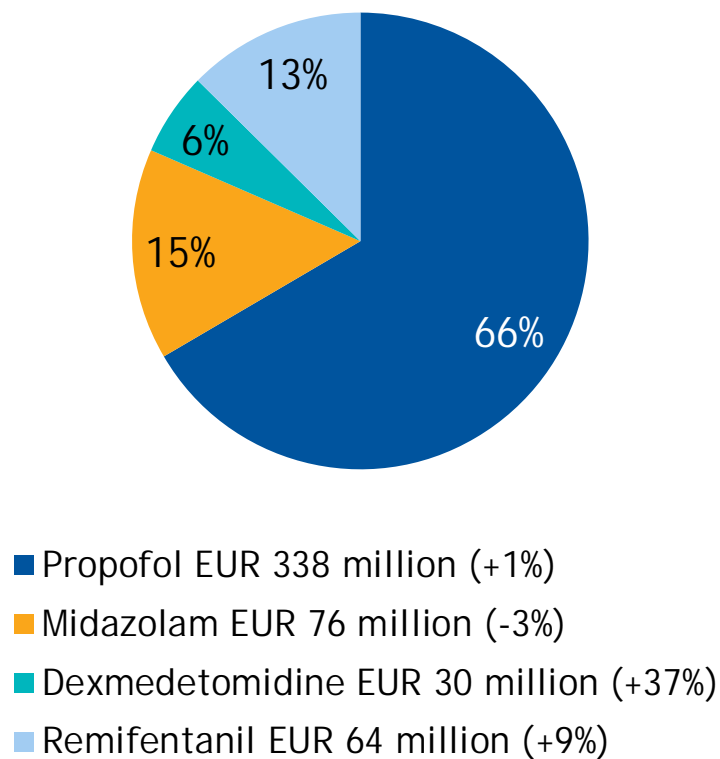


2010 → Development of fluticasone-salmeterol



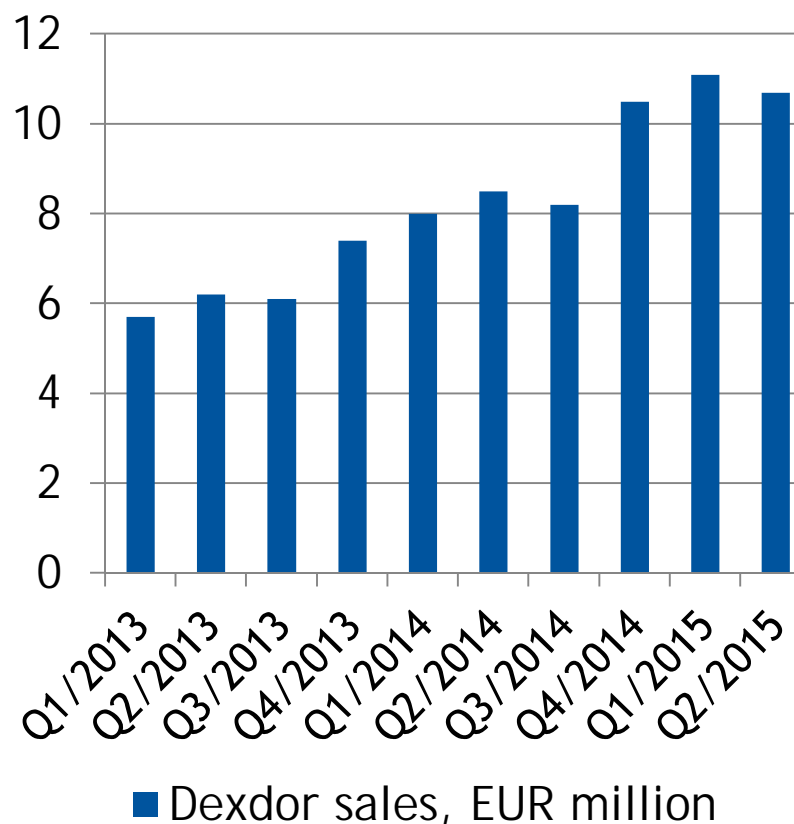
# dexdor<sup>®</sup> intensive care sedative

European sedative market MAT3/2015\*  
 Total market value EUR 509 million (+3%)



\*Source: IMS Health sales statistics MAT3/2015

Dexdor sales



# Product protection situation of key products

Molecule	Product	Indication	Key patents or data protection expire		
			Europe	USA	Japan
Entacapone	Stalevo <sup>®</sup> , Comtess <sup>®</sup> and Comtan <sup>®</sup>	Parkinson's disease	November 2012 October 2013 <sup>1)</sup>	October 2013	January 2015 <sup>2)</sup>
Levosimendan	Simdax <sup>®</sup>	Acute decompensated heart failure	September 2015	Not marketed	Not marketed
Dexmedetomidine	Precedex <sup>®</sup> <i>dexdor</i> <sup>®</sup>	Intensive care sedative	July 2013 September 2021 <sup>3)</sup>	January 2014 <sup>4)</sup>	June 2012

<sup>1)</sup> Stalevo data protection expired

<sup>2)</sup> Data protection of Comtan expired

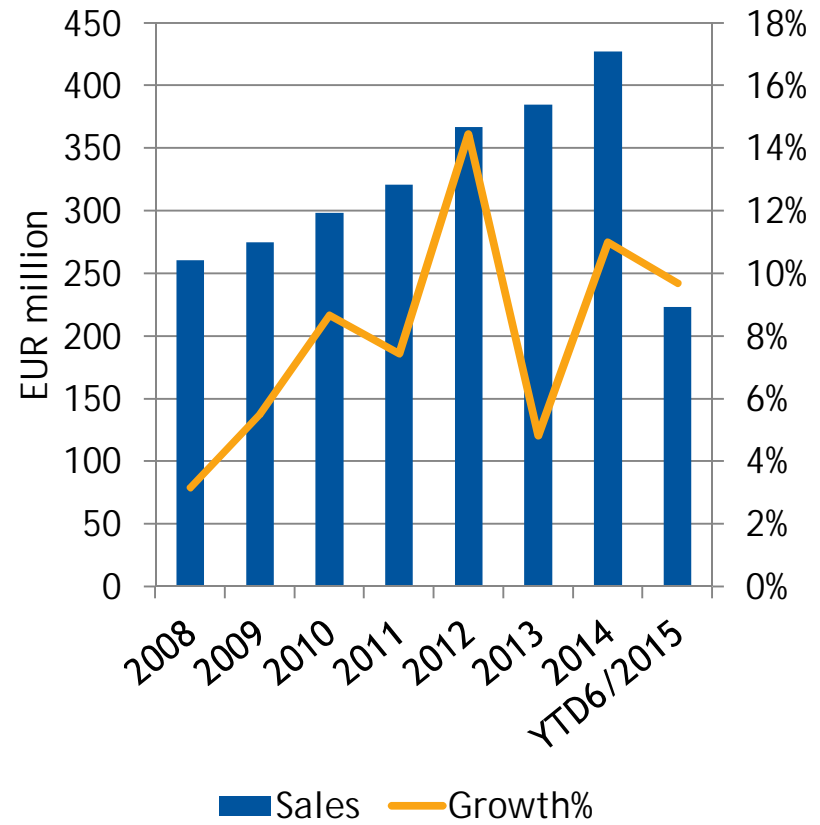
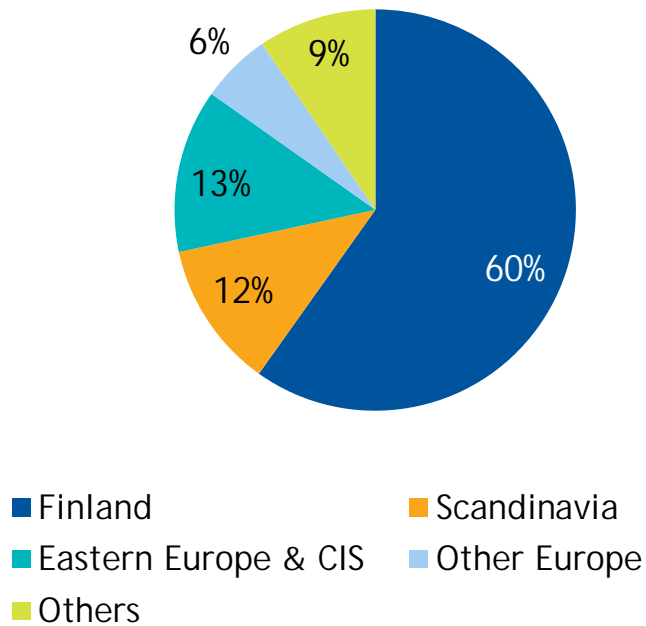
<sup>3)</sup> Dexdor data protection expires

<sup>4)</sup> Six months paediatric exclusivity granted for Precedex in the United States expired

# Steady sales growth for Specialty Products

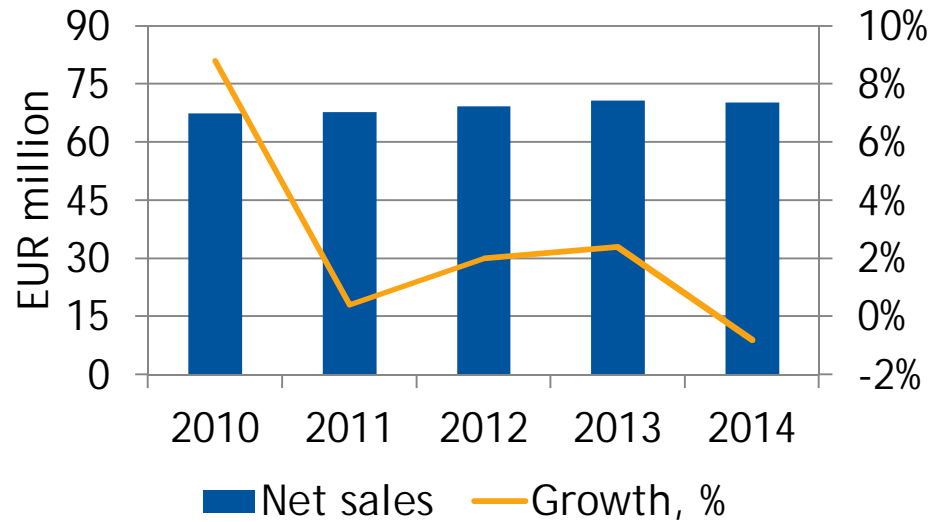
Orion Specialty Products = Gx + OTC including also non-medicinal products

Geographical sales split in 2014 - Finland, Scandinavia & EE key markets



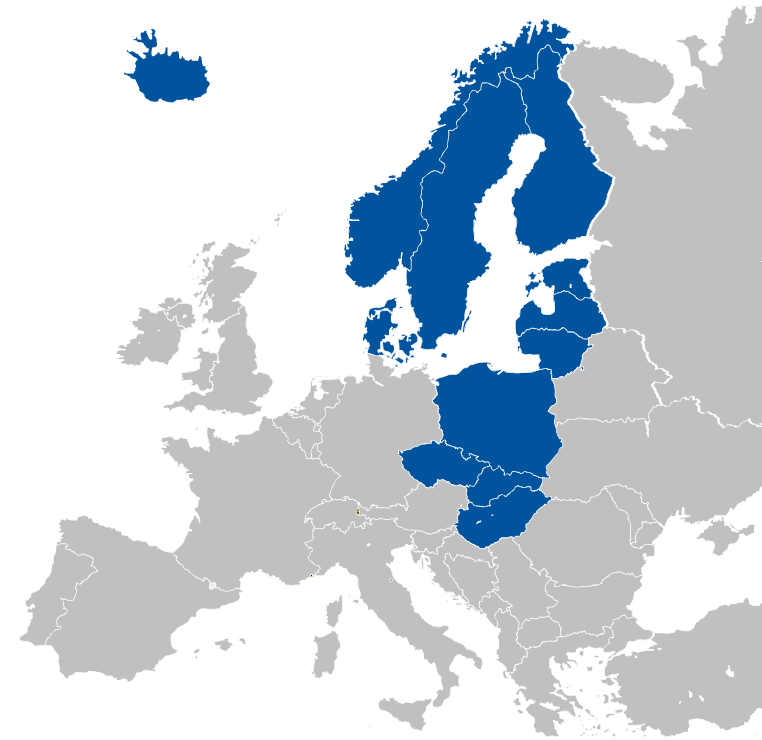


# Orion Pharma Animal Health



## Product portfolio

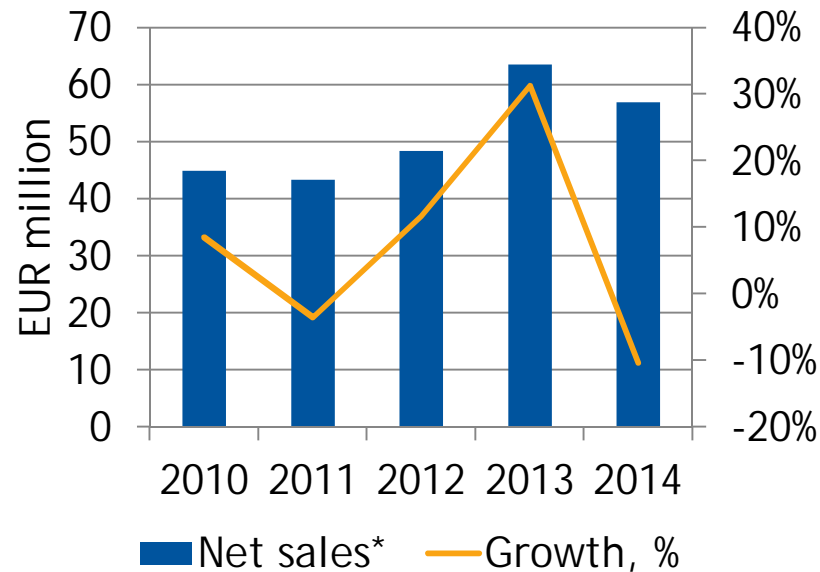
- Medicinal and non-medicinal products for companion animals and livestock
- In-house developed proprietary products sold globally both through own sales network and through partners
- In-licensed products sold in own sales areas



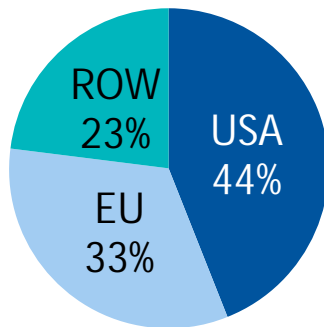
Orion Pharma Animal Health direct sales

Global sales coverage through partner network

# Fermion has strategic importance



Sales split in 2014\*



\*) Excluding supply to Orion

Fermion develops, manufactures and sells active pharmaceutical ingredients (APIs)

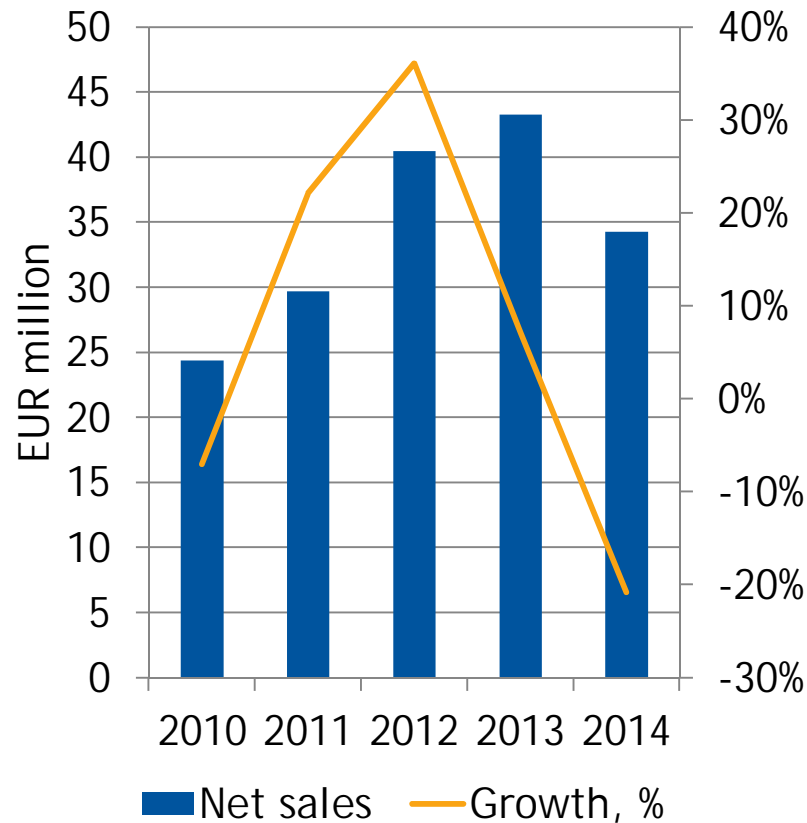
Business segments:

- NCEs for Orion's existing and new proprietary products
- Generics to Orion and other pharmaceutical companies worldwide
- Custom development and manufacturing for innovators with focus on high potency APIs

Main markets: USA, EU and Japan, ca. 100 customers

Ca. 35 products, both innovative and generic APIs

# Contract manufacturing & other



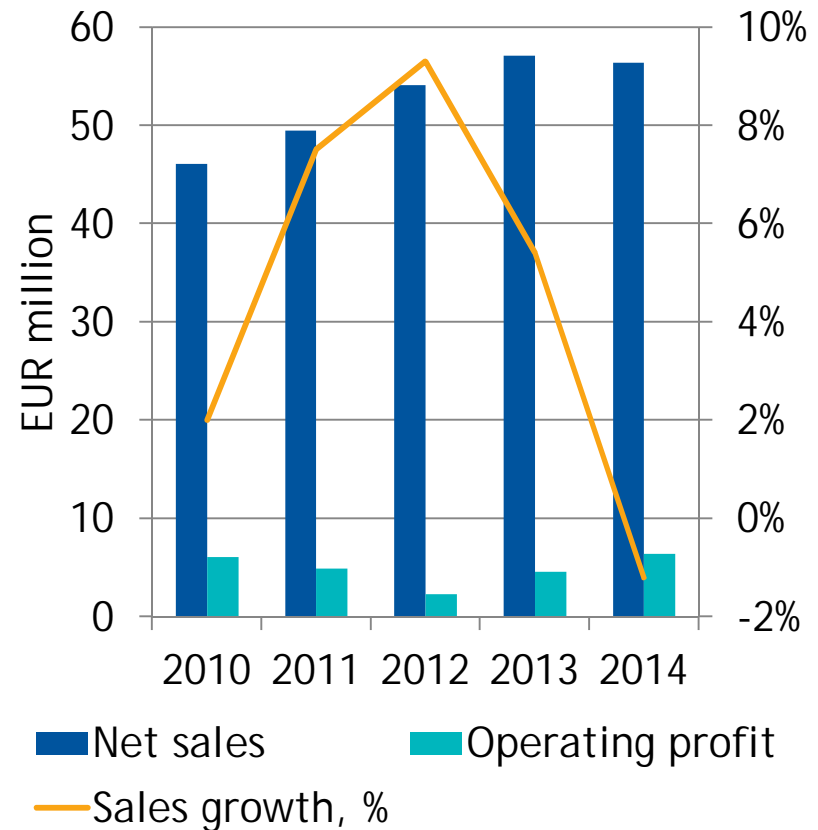
- Pharmaceutical manufacturing for other pharma companies
- Supply to global markets
- Orion has special know-how ie. in hormonal semi-solids and solutions

Read more

<http://www.orion.fi/en/contractmanufacturing>

# Orion Diagnostica

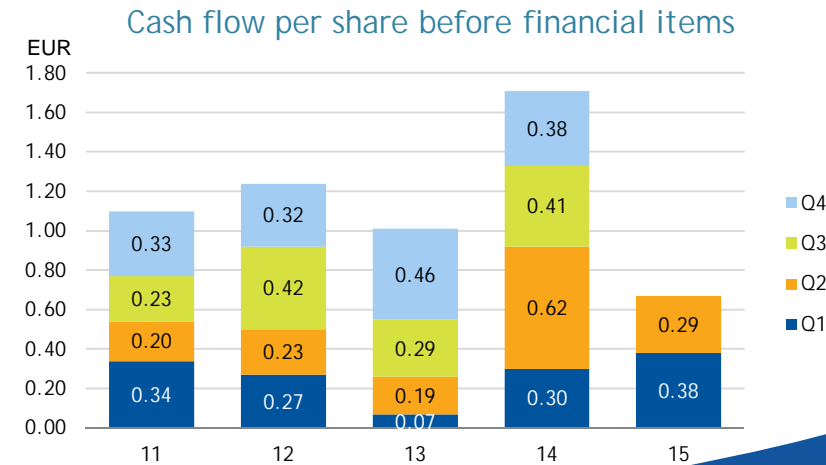
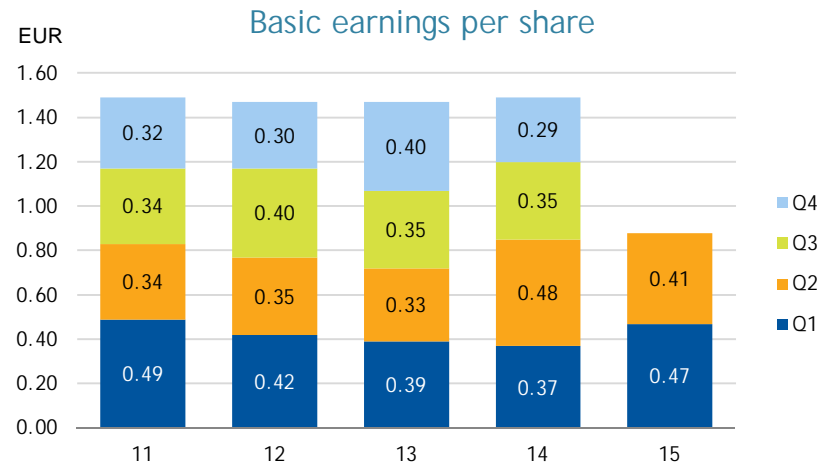
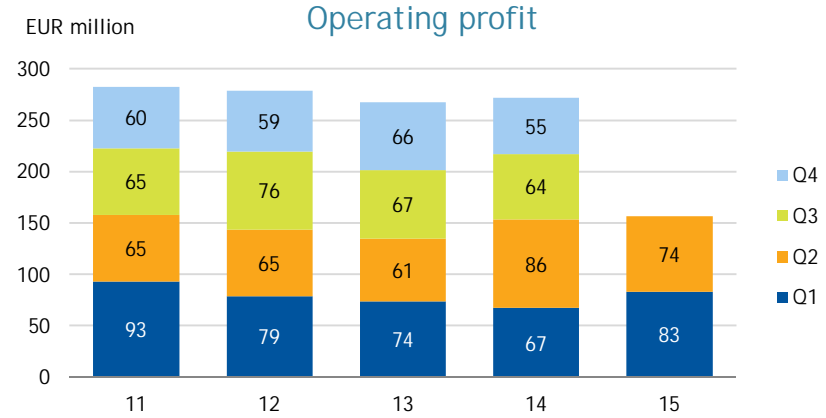
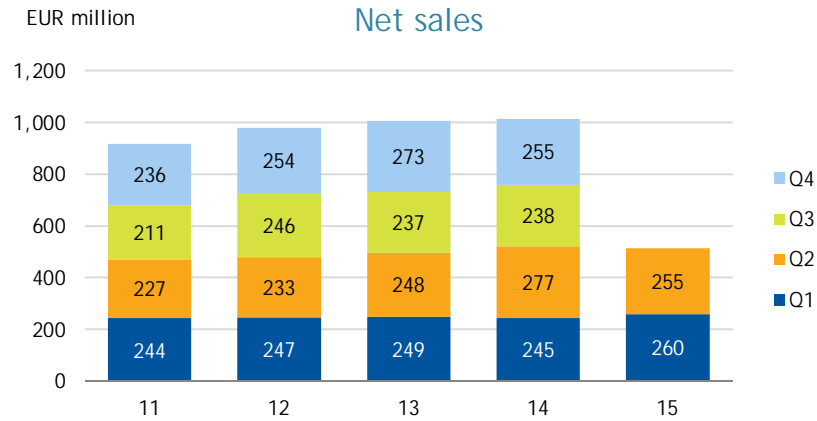
- Diagnostic test systems for point-of-care testing in healthcare and hygiene testing for industry
- Main market areas: Europe (especially northern), China, USA, Japan
- Own sales units in 9 European countries, distributor network covering over 60 countries
- Focus in point-of-care IVD
- Key products: QuikRead® and GenRead® platforms





# Key financials

# Key figures by quarter



## Key figures for 2011–Q2/2015

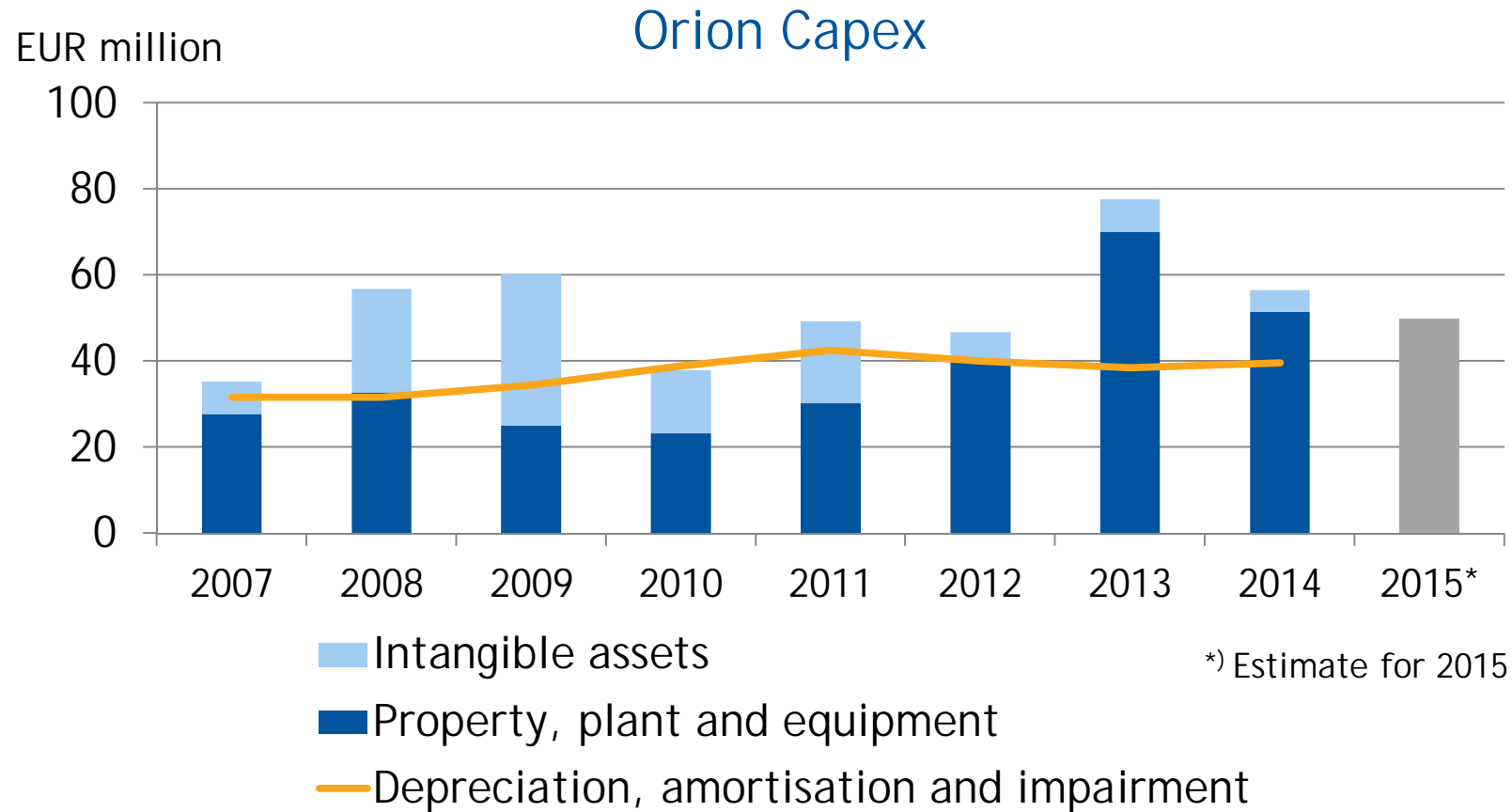
Orion's key figures	2011	2012	2013	2014	Q1-Q2/2015	Q1-Q2/2014	Change %
Net sales, EUR million	917.9	980.4	1,006.9	1,015.3	514.9	521.7	-1.3%
Operating profit, EUR million	282.9	278.3	267.7	272.4	157.1	153.4	+2.4%
Profit before taxes, EUR million	282.0	276.6	264.0	267.8	155.6	151.2	+2.9%
R&D expenses, EUR million	87.5	105.8	101.9	106.2	52.9	56.9	-6.9%
Equity ratio, %	64.2%	61.0%	53.6%	52.3%	49.5%	51.3%	
Gearing, %	-6.9%	-1.7%	8.4%	-4.7%	13.1%	18.9%	
ROCE (before taxes), %	49.4%	45.9%	38.5%	36.6%	45.3%	42.1%	
Return on equity, %	43.3%	41.0%	40.3%	41.1%	50.6%	49.3%	
Basic earnings per share, EUR	1.49	1.47	1.46	1.50	0.88	0.86	+2.2%
Cash flow per share before financial items, EUR	1.10	1.23	1.02	1.72	0.67	0.93	-27.6%
Dividend per share, EUR	1.30	1.30	1.25	1.30			
Capital repayment per share, EUR	0.12						

# Income Statement 2011–Q2/2015

Formation of profits, EUR million	2011	2012	2013	2014	Q1-Q2/2015	Q1-Q2/2014	Change %
Net sales	917.9	980.4	1,006.9	1,015.3	514.9	521.7	-1.3%
Cost of goods sold	-305.1	-350.8	-393.5	-401.7	-185.9	-195.3	-4.8%
Gross profit	612.8	629.6	613.4	613.6	329.0	326.4	+0.8%
Other operating income and expenses	3.0	6.3	5.6	1.7	-0.3	0.7	
Sales and marketing expenses	-204.8	-206.1	-204.9	-193.4	-94.8	-95.5	-0.7%
R&D expenses	-87.5	-105.8	-101.9	-106.2	-52.9	-56.9	-6.9%
Administrative expenses	-40.6	-45.7	-44.5	-43.3	-23.9	-21.3	+12.1%
Operating profit	282.9	278.3	267.7	272.4	157.1	153.4	+2.4%
Profit before taxes	282.0	276.6	264.0	267.8	155.6	151.2	+2.9%
Profit for the period	209.5	206.9	206.2	211.3	123.4	120.7	+2.3%



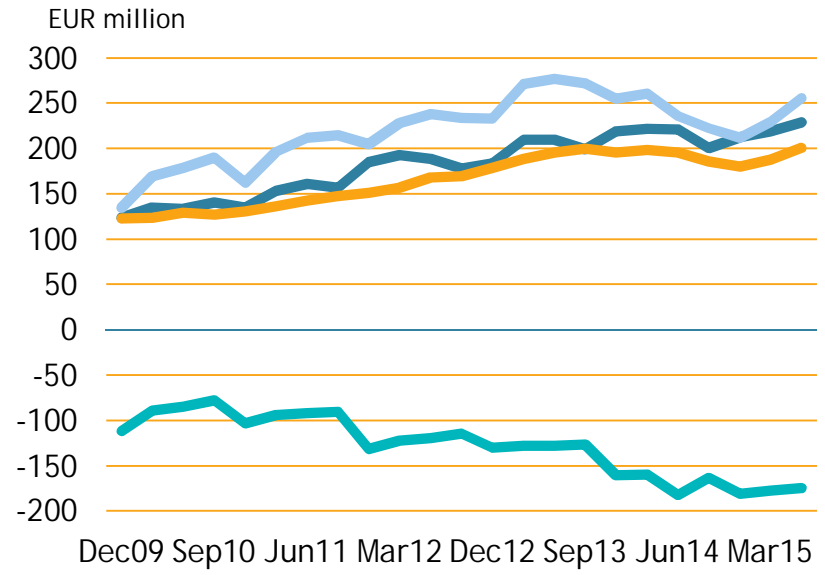
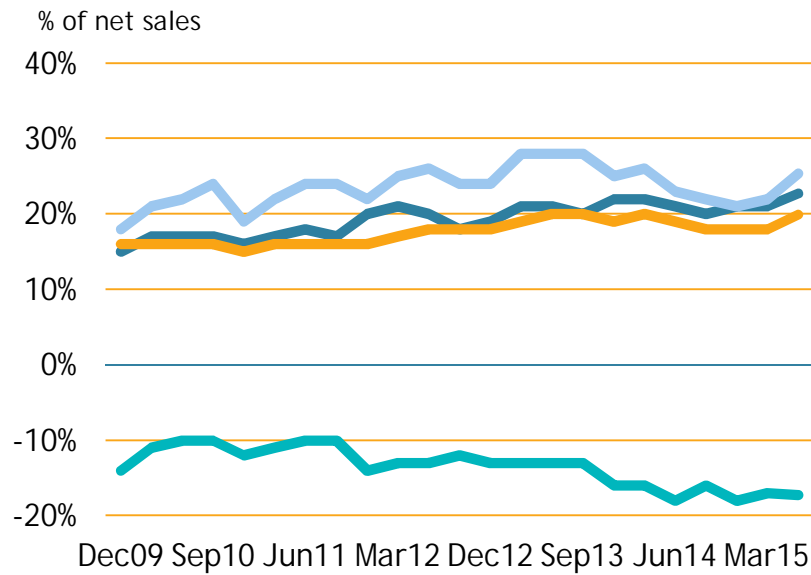
# Capex normalising after investment program



# Financial position

EUR million	6/15	6/14	Change%	EUR million	6/15	6/14	Change%
Non-current assets total	350.5	360.5	-2.8%	Equity total	461.0	464.1	-0.7%
Inventories	199.4	196.2	+1.6%	Interest-bearing non-current liabilities	204.3	227.4	-10.1%
Trade receivables	178.8	175.1	+2.1%	Non-current liabilities total	272.9	260.8	+4.6%
Other receivables	46.1	46.3	-0.4%	Current liabilities total	210.3	218.0	-3.5%
Cash & cash equivalents & money market investments	169.4	164.9	+2.7%	Liabilities total	483.2	478.8	+0.9%
Current assets total	593.7	582.4	+1.9%	Equity and liabilities total	944.1	943.0	+0.1%
Assets total	944.1	943.0	+0.1%				

# Development of Net working capital



- Receivables
- Inventories
- Short-term non-interest bearing liabilities
- Net Working Capital



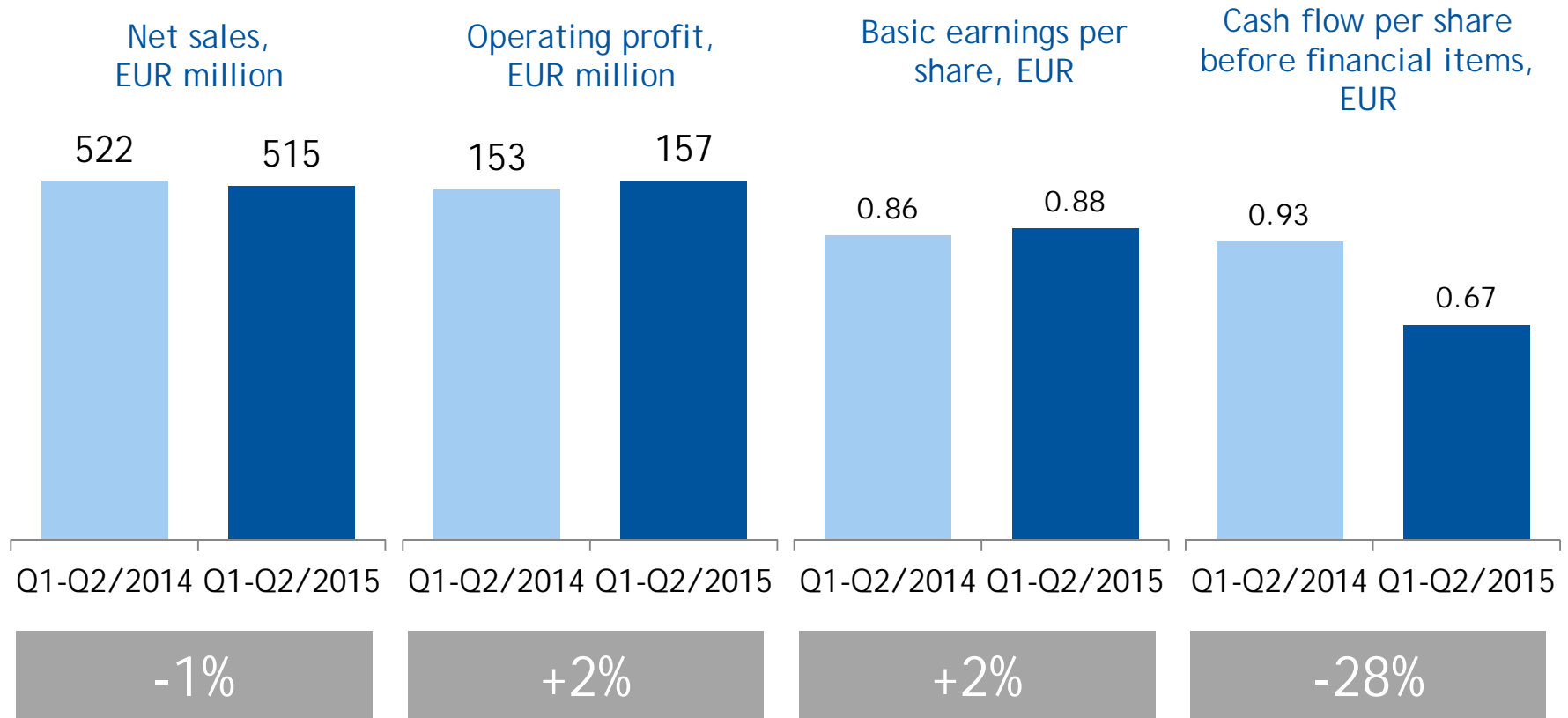
# Q1-Q2/2015 Highlights

## Year continued strongly

- Net sales nearly the same level as in comparative period and operating profit slightly higher
- Specialty Products net sales up 10%
- Early-phase research portfolio developed well
- European Commission granted marketing authorisation for Orion's Animal Health division's new proprietary drug Sileo<sup>®</sup>
- Outlook estimate for 2015 updated after the review period



# Key figures

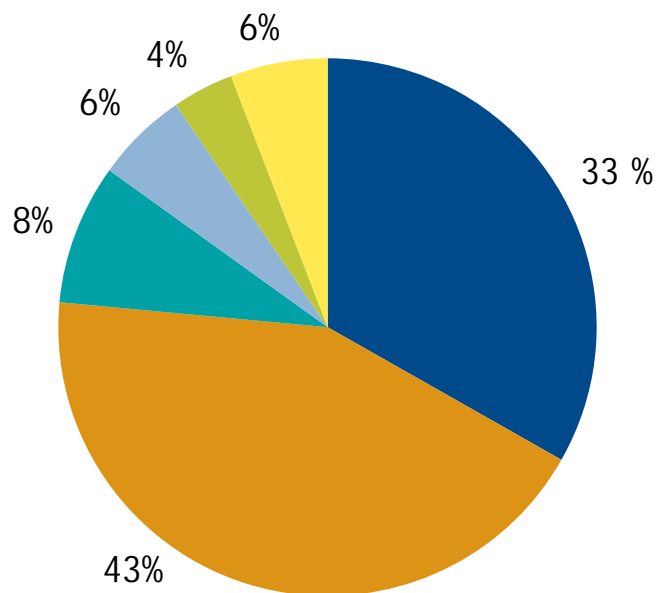


## Breakdown of mEUR 515 net sales in Q1–Q2/2015

Key figures by business divisions	Q1-Q2/ 2015	Q1-Q2/2014	Change %
Net sales of Pharmaceuticals, EUR million	486	494	-1.6%
Proprietary Products	172	204	-15.8%
Specialty Products	223	204	+9.7%
Animal Health	44	32	+36.5%
Fermion	29	35	-17.6%
Contract manufacturing & other	19	20	-5.2%
Pharmaceuticals operating profit, EUR million	157	155	+1.4%
Net sales of Diagnostics business, EUR million	30	29	+3.5%
Operating profit of Diagnostics business, EUR million	5.6	3.2	+77.2%

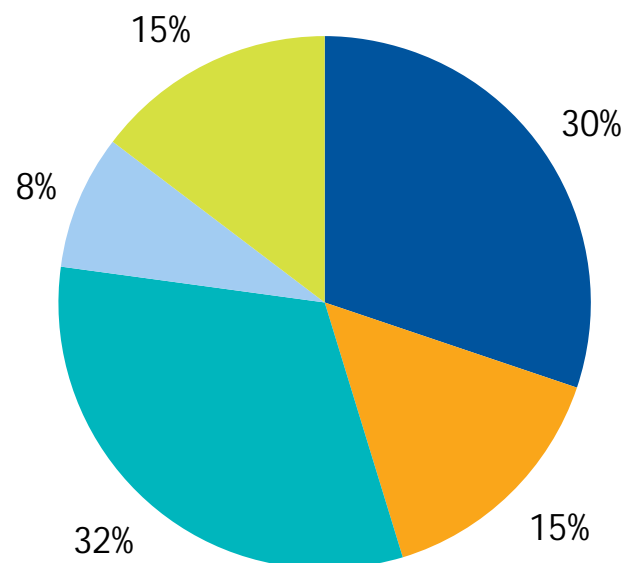
# Breakdown of mEUR 515 net sales in Q1–Q2/2015

By business division



- Proprietary Products
- Specialty Products
- Animal Health
- Fermion
- Contract manufacturing & other
- Orion Diagnostica

By market area



- Finland
- Scandinavia
- Other Europe
- North America
- Other countries



# Best-selling pharmaceuticals Q1–Q2/2015

	Net sales, EUR million		2014
Stalevo <sup>®</sup> , Comtess <sup>®</sup> & Comtan <sup>®</sup> (Parkinson's disease)	-13%	80	169
Simdax <sup>®</sup> (acute decompensated heart failure)	+14%	26	47
Easyhaler <sup>®</sup> product family (asthma, COPD)	+53%	25	35
<i>dexdor</i> <sup>®</sup> (intensive care sedative)	+33%	22	35
Dexdomitor <sup>®</sup> , Domitor <sup>®</sup> , Domosedan <sup>®</sup> & Antisedan <sup>®</sup> (animal sedatives)	+79%	16	25
Generic entacapone products (Parkinson's disease)	-14%	12	26
Burana <sup>®</sup> (inflammatory pain)	+0%	11	23
Marevan <sup>®</sup> (anticoagulant)	+23%	10	17
Remsima <sup>®</sup> (rheumatoid arthritis, inflammatory bowel disease)	+391%	8	6
Precedex <sup>®</sup> (intensive care sedative)	-50%	8	30
Total	45% of pharmaceuticals net sales	220	

Products based on Orion's inventions in blue font

Jari Karlson  
CFO

[jari.karlson@orion.fi](mailto:jari.karlson@orion.fi)

+358 10 426 2883

Tuukka Hirvonen  
Communications Manager  
Financial Communications & Investor Relations

[tuukka.hirvonen@orion.fi](mailto:tuukka.hirvonen@orion.fi)

+358 10 426 2721

Heidi Ahti  
Executive Assistant (Investor meeting requests)

[heidi.ahti@orion.fi](mailto:heidi.ahti@orion.fi)

+358 10 426 2169

[www.orion.fi/EN/Investors](http://www.orion.fi/EN/Investors)

[twitter.com/OrionCorpIR](https://twitter.com/OrionCorpIR)



## Orion Investor Relations